



**ALUMEX**<sup>®</sup>  
*Ultimate in Aluminium Profiles*

**ALUMEX**  
**ALUMINIUM**  
**PROFILES**

  
**CERTIFICATE OF CONFORMITY**

The Sri Lanka Standards Institution  
Certifies that the Quality Management System of

**ALUMEX PLC**  
PATTIWILA ROAD, SAPUGASKANDA, MAKOLA  
SRI LANKA

has been assessed and approved in accordance with  
the requirements of ISO 9001:2015/ IEC 60001:2011

Certificate No: **QSC 01444**  
This certificate issued on **2023-04-27** is valid up to **2026-04-26**  
Date of first certification **2000-12-13**

SCOPE OF CERTIFICATION

**MANUFACTURE OF STANDARD AND CUSTOMIZED EXTRUDED ALUMINIUM PROFILES OF MILL FINISHED, NATURAL ANODIZED, COLOUR ANODIZED, POLISHED ANODIZED, POWDER COATED, WOOD EFFECT FOR ARCHITECTURAL & HARDWARE EXTRUSIONS; DESIGN & MANUFACTURE OF DIES FOR ALUMINIUM EXTRUSIONS; AND MANUFACTURE OF RECYCLED ALUMINIUM BILLETS**

This approval is subject to the continued satisfactory operation of the organization's Quality Management System. This certificate is also applicable to the sites described in the authorized schedule bearing the same number and date as in this certificate. The authorized schedule describes the specific activities/functions.

  
DIRECTOR GENERAL/CEO

**SRI LANKA STANDARDS INSTITUTION**  
No. 17, Victoria Place, Elvitigala Mawatha, Colombo 08, Sri Lanka  
[www.slsi.lk](http://www.slsi.lk)

Page 1 of 2

  
**CERTIFICATE OF CONFORMITY**

The Sri Lanka Standards Institution  
Certifies that the Quality Management System of

**ALUMEX PLC**  
PATTIWILA ROAD, SAPUGASKANDA, MAKOLA  
SRI LANKA

has been assessed and approved in accordance with  
the requirements of ISO 9001:2015/ IEC 60001:2011

Certificate No: **QSC 01444**  
This certificate issued on **2023-04-27** is valid up to **2026-04-26**  
Date of first certification **2000-12-13**

SCOPE OF CERTIFICATION

**MANUFACTURE OF STANDARD AND CUSTOMIZED EXTRUDED ALUMINIUM PROFILES OF MILL FINISHED, NATURAL ANODIZED, COLOUR ANODIZED, POLISHED ANODIZED, POWDER COATED, WOOD EFFECT FOR ARCHITECTURAL & HARDWARE EXTRUSIONS; DESIGN & MANUFACTURE OF DIES FOR ALUMINIUM EXTRUSIONS; AND MANUFACTURE OF RECYCLED ALUMINIUM BILLETS**

This approval is subject to the continued satisfactory operation of the organization's Quality Management System. This certificate is also applicable to the sites described in the authorized schedule bearing the same number and date as in this certificate. The authorized schedule describes the specific activities/functions.

  
DIRECTOR GENERAL/CEO

**SRI LANKA STANDARDS INSTITUTION**  
No. 17, Victoria Place, Elvitigala Mawatha, Colombo 08, Sri Lanka  
[www.slsi.lk](http://www.slsi.lk)

Page 1 of 2

**CERTIFICATE**  
for a **COATING APPLICATOR**



hereby authorises

**ALUMEX PRIME PLANT**  
138/4, Minuwangoda Road  
Ja-Ela  
Ekala  
Sri Lanka

to use the quality label in conformity with the  
QUALICOAT 2023 Specifications, applicable from 1 January 2023

<b>Licence No.:</b>	<b>5205</b>
<b>Date of Granting:</b>	<b>18.11.2019</b>
<b>Valid until:</b>	<b>31.12.2023</b>

Zurich, 1 January 2023

**QUALICOAT**


Ivo Vermeeren  
President

Pascale Bellot  
Secretary General



QUALICOAT | Tödistrasse 48, 8002 Zurich, Switzerland | [www.qualicoat.net](http://www.qualicoat.net)

**CERTIFICATE**  
for a **COATING APPLICATOR**



hereby authorises




**Alumex PLC**  
Pattiwila Road  
Sapugaskanda  
Makola  
Sri Lanka

to use the quality label in conformity with the  
QUALICOAT 2023 Specifications, applicable from 1 January 2023

<b>Licence No.:</b>	<b>5204</b>
<b>Date of Granting:</b>	<b>13.02.2019</b>
<b>Valid until:</b>	<b>31.12.2023</b>


Zurich, 1 January 2023

**QUALICOAT**

Ivo Vermeeren  
President

Pascale Bellot  
Secretary General



QUALICOAT | Tödistrasse 48, 8002 Zurich, Switzerland | [www.qualicoat.net](http://www.qualicoat.net)



## MEMBERSHIP CERTIFICATION

This is to certify that

**ALUMEX PLC**

PATTIWILA ROAD, SAPUGASKANDA, MAKOLA 11640, SRI LANKA

Membership Ref.: A055

is a member of the Quali Middle East Association and is a signatory to the policies and procedures related to the membership of the Association.

Period of validity of the certificate: until 31.12.2023

Dubai, 1 January 2023

QUALI MIDDLE EAST ASSOCIATION

Faizur Rahman  
General Secretary



Mailing address: Quali Middle East Association  
c/o Dubai Association Centre, Office 207 (16), Level 2  
Building 2 at One Central, Dubai World Trade Centre  
Dubai, United Arab Emirates

P.O. Box 23070, Dubai-UAE  
Phone: +971 4 516 3052-3  
E-Mail: admin@qualimiddleeast.com  
Internet: www.qualimiddleeast.com

QMEA License No: 225591 issued by Dubai Chamber of Commerce & Industry

## Authorization to use the quality sign



ARCO Association Management AG, Zurich certifies that the company

**ALUMEX PLC**

Pattiwila Road, Sapugaskanda  
LK – 0000 Makola

**Licence number: 7100**

is authorized to use the quality sign which is shown above, according to the regulations for the use of the quality label for ARCHITECTURAL ANODIZING as described in the current edition of the Specifications for the QUALANOD quality label for sulfuric acid-based anodizing of aluminium (Edition 01.07.2022). Architectural anodizing is one of the four types of anodizing covered by the Specifications.

Date of issue of the licence: 12.12.2018

Period of validity of the licence: until 31.12.2023

Date of issue of the certificate: Zurich, 14 December 2022

CERTIFICATION BODY

Sergio Marchionni  
General Secretary  
ARCO Association Management AG



Mailing address:  
ARCO Association Management AG  
P.O. Box, CH-8027 Zurich

Domisile:  
ARCO Association Management AG  
Dept. QUALANOD  
Tödistrasse 42, CH-8002 Zurich

Website of label: www.qualanod.net  
E-Mail: qualanod@arco.swiss // Phone: +41 (0)43 305 09 77 / 81



### Permit to use GREEN<sup>SL</sup> Labeling System Logo of GBCSL Green Building Council of Sri Lanka

We hereby authorized the

**Alumex PLC**

Pattiwila Road, Sapugaskanda, Makola

to use the GLS<sup>SL</sup> certification logo in accordance with the conditions given below.

GLS Logo	Conditions to use the GLS Logo	Certified Product(s)
	<ul style="list-style-type: none"> <li>The GLS<sup>SL</sup> Logo can be used only for the certified product(s) by GBCSL.</li> <li>This logo cannot be used after the validity period of the certification without renewing the permit.</li> <li>This logo can be used in the certified product(s)' brochures/ catalogues or on the product labels / packaging (if available) to indicate that the product is an Eco-Labeled product.</li> <li>This logo cannot be used as a blanket cover for all the products of the organization, if the range of the products were not covered during the certification process.</li> </ul>	"Aluminium Extruded Products"

This permit is valid for a period of three (03) years with effective from 05.08.2021 to 04.08.2024. The Green Building Council of Sri Lanka reserves the right to change or add any of the said conditions as and when required, with prior notice.

License No: GLS/2021/0034

Date of Issue: 05.08.2021

Prof. Ranjith Dissanayake  
Chairman, Green Building Council of Sri Lanka

## SRI LANKA STANDARDS INSTITUTION Permit for the Use of SLS Certification Mark

1. By virtue of the powers derived under the provisions of section 19 of the Sri Lanka Standards Institution Act, No.6 of 1983, the Institution hereby grants to

(Name of the Permit Holder)

of PATTIWILA ROAD, SAPUGASKANDA, MAKOLA

(hereinafter

(Address)

called "the permit holder" this permit to use the Certification Mark set out in the first column of the Schedule hereto upon or in respect of the article(s) shown set out in the second column of the said Schedule and manufactured/possessed/operated at the premises located at PATTIWILA ROAD, SAPUGASKANDA, MAKOLA

(Address)

and which are in conformity with the relevant Sri Lanka Standard(s) referred to in the third column of the said schedule as amended or revised from time to time.

2. This permit carries the rights and obligations stipulated in the rules and regulations made under the above mentioned Act.

3. This permit is subject to the General Conditions and Specific Conditions listed as annexes to this permit.

4. The Institution reserves the right to change or add to any of the said conditions as and when required, with prior notice.

5. This permit is valid for the period upto the stipulated date of expiry, subject to the validity of the relevant Standards including the amendments and revisions if any, or until it is cancelled by the Director General or the Officer authorized on that behalf by the Director General or surrendered by the permit holder.

Permit No: 1371

Date of Issue: 2023-03-13

Date of Expiry: 2024-05-12

### THE SCHEDULE

(1) Certification Mark	(2) Article(s)/Process	(3) Sri Lanka Standard(s)
	"ALUMEX" BRAND EXTRUDED ALUMINIUM ALLOY PROFILES (PLEASE SEE SPECIFIC PERMIT CONDITIONS FOR THE SCOPE)	SLS 1410 : 2011 SPECIFICATION FOR EXTRUDED ALUMINIUM ALLOY PROFILES FOR ARCHITECTURAL

Director General  
SRI LANKA STANDARDS INSTITUTION



# Aluminium Extrusions

## Product Information

# Contents

	<u>Group</u>	<u>Page</u>
<ul style="list-style-type: none"> <li>➤ Product Standards</li> <li>➤ Additional information</li> <li>➤ Architectural Applications</li> </ul>	01	1 - 2 3 - 4 5 - 6
<p><b>70 mm Sliding Windows</b></p> <ul style="list-style-type: none"> <li>➤ 70mm Sliding</li> <li>➤ 70mm Sliding (Top Fixed / Top Hung)</li> <li>➤ 70mm Sliding &amp; Fixed</li> <li>➤ 70mm Sliding (Bottom Fixed)</li> <li>➤ 70mm Sliding (Top Louver)</li> <li>➤ Single Sliding</li> </ul>	02	1 - 4 5 - 6 7 8 9 10 - 11
<p><b>80 mm Sliding Windows</b></p> <ul style="list-style-type: none"> <li>➤ 80mm Sliding</li> <li>➤ 80mm Sliding &amp; Fixed</li> <li>➤ Single Sliding</li> </ul>	03	1 - 9 10 - 18 19- 20
<p><b>100mm Door</b></p> <ul style="list-style-type: none"> <li>➤ 100mm Door (1.6mm Thickness)</li> <li>➤ 100mm Door</li> </ul>	04	1 - 6 7 - 10
<p><b>41mm Casement Windows</b></p> <ul style="list-style-type: none"> <li>➤ 41mm Casement</li> <li>➤ 41mm Casement &amp; Louver</li> <li>➤ 41mm Lapped Casement</li> </ul>	05	1 2 3 - 5
<p><b>60mm Casement Windows</b></p> <ul style="list-style-type: none"> <li>➤ 60mm Casement</li> </ul>	06	1 - 2
<p><b>70mm Casement Windows</b></p> <ul style="list-style-type: none"> <li>➤ 70mm Casement (1.2mm Thickness)</li> </ul>	07	1 - 2
<p><b>ShopFront</b></p> <ul style="list-style-type: none"> <li>➤ 76 mm Shop Front</li> <li>➤ 100mm Shop Front</li> </ul>	08	1 - 5 6 - 8
<p><b>Partition</b></p> <ul style="list-style-type: none"> <li>➤ 76mm Partition</li> <li>➤ 100mm Partition</li> </ul>	09	1 - 3 4
<p><b>Curtain Wall</b></p> <ul style="list-style-type: none"> <li>➤ Curtain Wall</li> </ul>	10	1 - 7

# Contents

	<u>Group</u>	<u>Page</u>
<b><i>Sun Louver</i></b> ➤ Sun Louver	11	1 - 2
<b><i>Roller Shutter</i></b> ➤ Roller shutter	12	1 - 4
<b><i>Cladding</i></b> ➤ Cladding	13	1 - 2
<b><i>Ladder</i></b> ➤ Ladder	14	1 - 4
<b><i>Miscellaneous</i></b> ➤ Miscellaneous	15	1
<b><i>Hardware items</i></b> ➤ Round Pipe & Plate ➤ Rectangular Pipe & Square Pipe ➤ Equal Angle & Unequal Angle ➤ Single Channel & Double Channel	16	1 2 3 4

# General Product Information (Standards)

Group 01  
Page 01

## Material Data

**Alloy** : EN AW-6063

**Applicable Standards** : BS EN 515, Part 01 to 04 of BS EN 573,  
Part 01 to 09 of BS EN 755 and  
Part 01 to 02 of BS EN 12020  
SLS :1410

**Description of Alloy** : EN AW-6063 is a heat treatable alloy, provides good combination of extrudability and mechanical properties. Its excellent extrudability allows thin walled hollow shapes, intricate solids and other shapes (usually difficult extrusions) to extrude with satisfactory finish and to produce more easily.

It responds well to polishing, chemical brightening, anodizing and electro-colouring.

## **Characteristics**

Forming - All tempers of EN AW-6063 are formable

Corrosion - Excellent resistance to the atmosphere. Particularly suitable for anodizing of extrusions for architectural application

Machining - Readily machinable

Welding - EN AW-6063 readily welded by MIG and TIG processes. Recommended filler alloy 5356

## **Tempers Recommend for Architectural / Hardware Applications**

T1 - Cooled from an elevated temperature shaping process and naturally aged to a substantially stable condition

T4 - Solution heat treated and naturally aged to a substantially stable condition

T5 - Cooled from elevated temperature shaping process and then artificially aged

T6 - Solution heat treated and then artificially aged

\* Please refer page 03 & 04 of group 01 for further details

## **Chemical composition**

EN AW-6063 is an aluminium alloy, with magnesium & silicon

	<u>% Weight</u>
Silicon	0.20 - 0.60
Magnesium	0.45 - 0.90
Copper	0.10 (Max)
Manganese	0.10 (Max)
Iron	0.35 (Max)
Chromium	0.10 (Max)
Zinc	0.10 (Max)
Titanium	0.10 (Max)
Others each	0.05 (Max)
Others total	0.15 (Max)
Aluminum	Remainder

# General Product Information (Standards)

Group 01  
Page 02

## Mechanical Properties as per BS Standard

<u>Temper</u>	<u>Ultimate Tensile Strength (MPa)</u>	<u>0.2% Proof stress (MPa)</u>	<u>Elongation (%)</u>
T5	175 (Minimum)	130 (Minimum)	6 (Minimum)

## Physical Properties

<u>Density (kg/mm<sup>3</sup>)</u>	<u>Melting range (°C)</u>	<u>Coefficient of Linear Expansion (/deg°C)</u>	<u>Modulus of Elasticity (GPa)</u>
2.71 x10 <sup>-6</sup>	600 - 660	23 x 10 <sup>-6</sup>	69

## Anodizing - Aluminum alloy anodic oxidation coating

Accordance with BS EN 12373-1:2001 clauses 6, 7, 8, 9 and EN ISO 2360:2003

Colours - **Natural - Currently available in the market (10-15 microns)**  
**Dark bronze - Currently available in the market (10-15 microns)**  
**Polished natural - As per the Customer's requirement**  
**Polished bronze - As per the customer's requirement**

\* Other shades such as champaign, medium bronze and black are available on request

Thickness - 10-15 microns, 15-20 microns, 20-25 microns

## Powder Coating

Accordance with BS 6496:1984

**Polyester (PE) Coating - Wider colour range**  
**Polyurethane (PU) / Polyester (PE) coating - Wood effect (Mahogany, Teak, Rosewood)**

Film Thickness (EN ISO 2360:2003)	- 60 - 80 microns (Significant surface)
Impact resistance (2.5 Nm: EN ISO 6272-1:2004)	- No sign of cracking
Erichsen Cupping Test (5 - 10 mm - EN ISO 1520:2001)	- No sign of cracking or detachment
Bend test (3 - 12 mm - EN ISO 1519:2002)	- No sign of cracking or detachment
Adhesion (EN ISO 2409:1994)	- Class 0 (no detachment)
Accelerated weather resistene	- Excellent

## Length of Extrusions

Extrusions are produced in the following standard lengths,

3.66 m / 6.10 m / 6.50 m

## General Information of Temper Designations for Aluminium, and Industrial Shaping of Metals

### Sub-divisions of "T" Temper-Heat-Treatable Aluminium Alloys

#### **T1**

Cooled from an elevated temperature shaping process and naturally aged to a substantially stable condition. Usually associated with extruded products and limited to the 6XXX series alloys.

#### **T2**

Cooled from an elevated temperature shaping process, cold worked, and naturally aged to a substantially stable condition. Usually associated with cast products.

#### **T3**

Solution heat-treated, cold worked, and naturally aged to a substantially stable condition. (T4+cold work)

#### **T4**

Solution heat-treated, and naturally aged to a substantially stable condition.

#### **T5**

Cooled from an elevated temperature shaping process and artificially aged. Usually associated with extruded products in the 6XXX series alloys. (T1+artificial age)

#### **T6**

Solution heat-treated, and artificially aged. (T4+artificial age)

#### **T7**

Solution heat-treated, and over-aged/stabilized. Applies to alloy products which are thermally over-aged after solution heat-treatment to carry them beyond the point of maximum strength to provide control of some special characteristic.

#### **T8**

Solution heat-treated, cold worked, and artificially aged. (T3+artificial age)

#### **T9**

Solution heat-treated, artificially aged and cold worked. (T6+artificial age)

#### **T10**

Cooled from an elevated temperature shaping process, cold worked and, and artificially aged. Usually associated with cast products (T2+artificial age)

#### **T66**

Solution heat - treated and then artificially aged - mechanical property level higher than T6 achieved through special control of the process 6000 series alloys.

## Shaping of Metals

**By Casting** : Components are produced by pouring molten metal or alloy in to some form of mould cavity which will give to the component its final shape.

**By Hot-working** : Hot-working processes involve the use of compressive forces as in forging, rolling, and extrusion. Main hot-working processes are hot-rolling, forging, drop-forging, heading, hot-pressing, and extrusions.

**Cold-working** : Processes involving the pulling or drawing of metal through a die are always cold-working operations. Cold-working operations usually employ tensile forces to deform the metal. Cold-working processes used in metallurgical industries are cold-rolling, drawing of solid and hollow sections, cold-pressing and deep-drawing, and coining.

Higgins, R.A., *Engineering Metallurgy*, Viva Books Private Limited, 1988.

**Maintenance of windows, doors & facades** : Recommended to clean the fabricated/installed Aluminium frames at least two times per year.

**Bimetallic Corroton / Galvanic reaction** : It is advised to use recommended metal accessories made out of SS 316 and Aluminium extruded Alloys for Aluminium systems/profile fabrication works to maintain longevity of the final product.

### **Transport,handling & Storage of Aluminium profiles :**

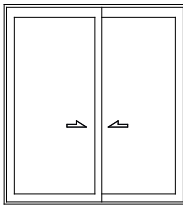
- Without protective tapes
- With protective tapes
- With packaging
- Without packaging

Please ensure that the Alumex profiles and systems are being transported, stored and handled as per the recommended methods and guidelines introduced by Alumex PLC.

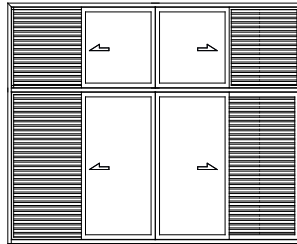
For future details please refer “Care and Maintenance Guide” of Alumex profiles and systems.

**Note** : Please contact marketing department for the minimum quantity requirements & available cut lengths.

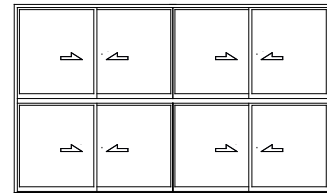
If your desired designs are not here,please contact us.




SLIDING



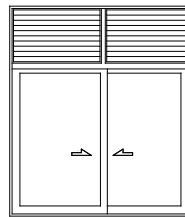
SLIDING & LOUVER



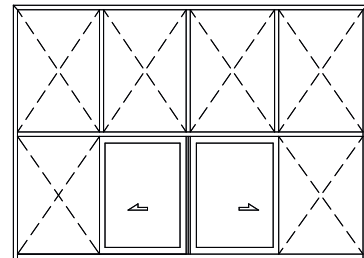
DOUBLE SLIDING



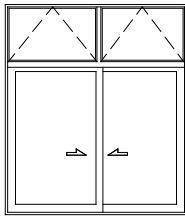
SLIDING TOP FIXED




SLIDING & LOUVER



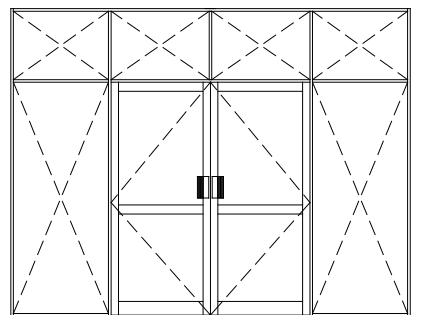
SLIDING & FIXED



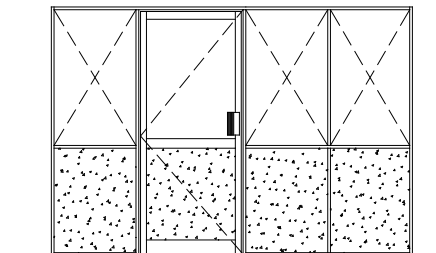
SLIDING & TOP HUNG



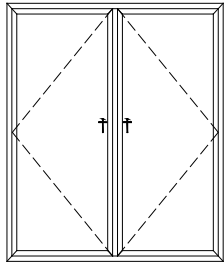
ROLLER SHUTTER



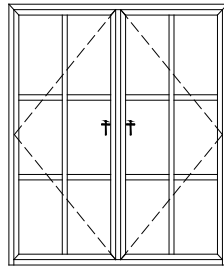
SHOPFRONT



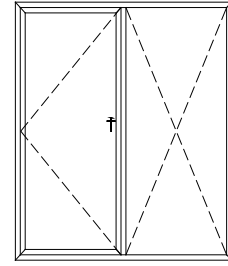
PARTITION



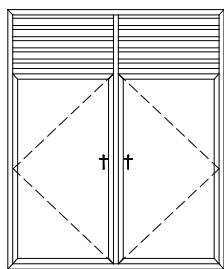
CASEMENT



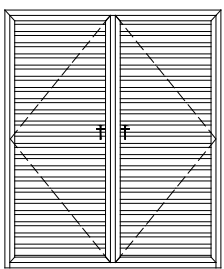
CASEMENT - DIVIDED



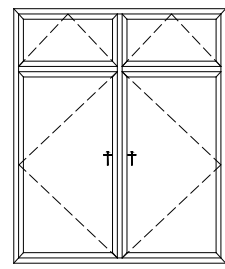
FIXED & CASEMENT



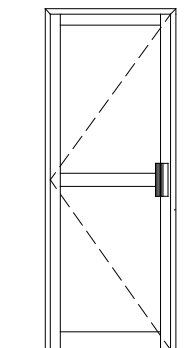
CASEMENT & TOP LOUVER



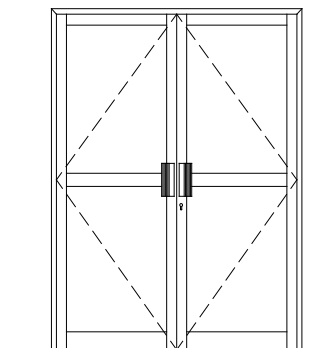
CASEMENT - LOUVER



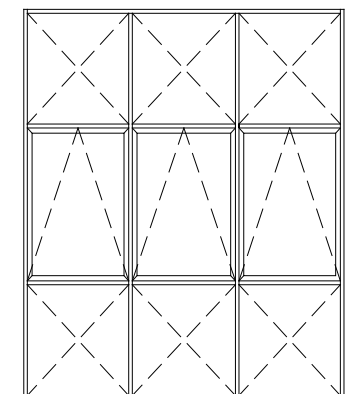
CASEMENT & TOP HUNG




SINGLE DOOR



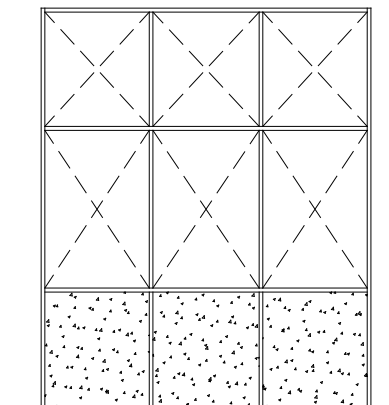
DOUBLE DOOR



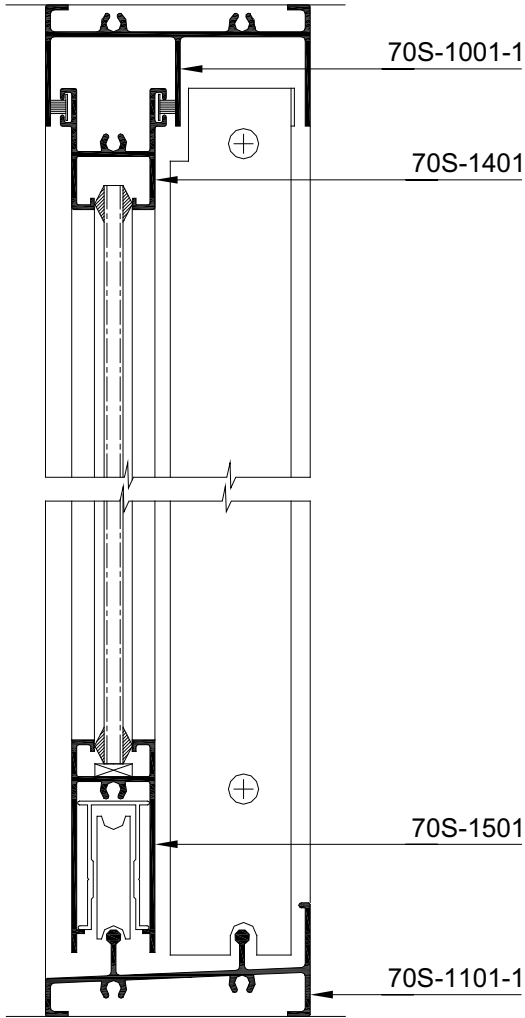
CURTAIN WALL



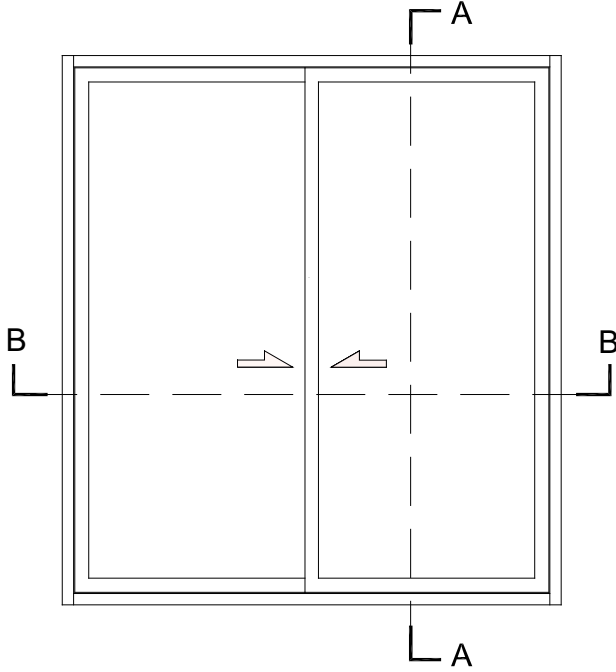
SHOPFRONT



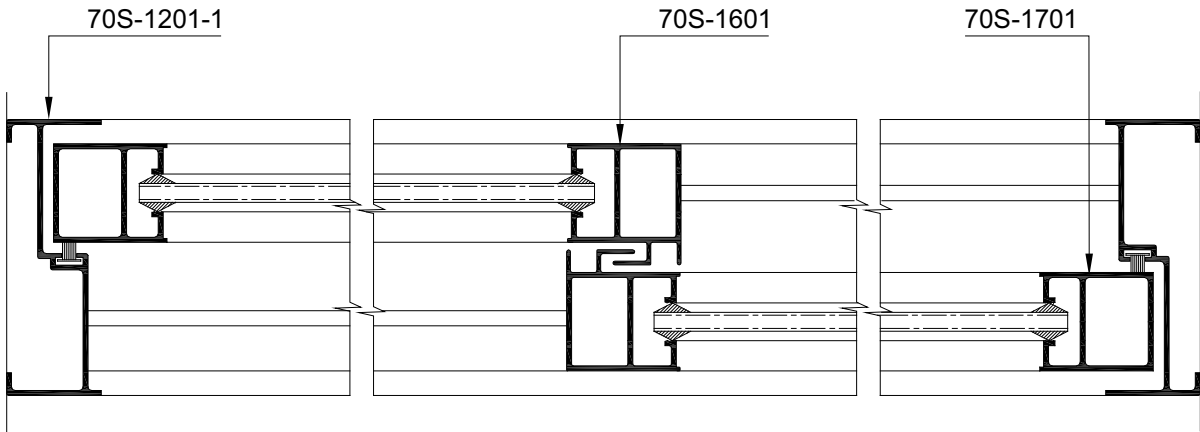
PARTITION



SECTION :- A - A

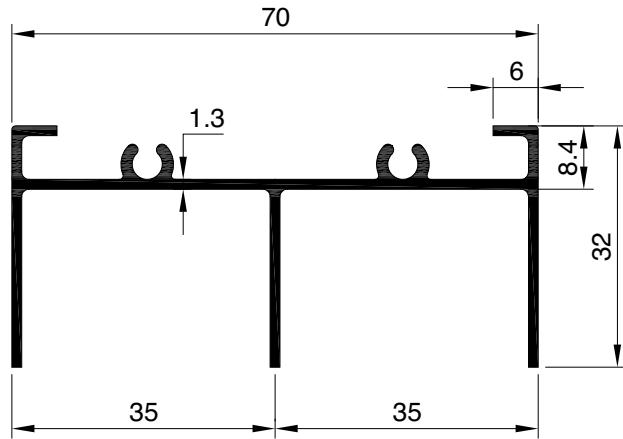


ELEVATION

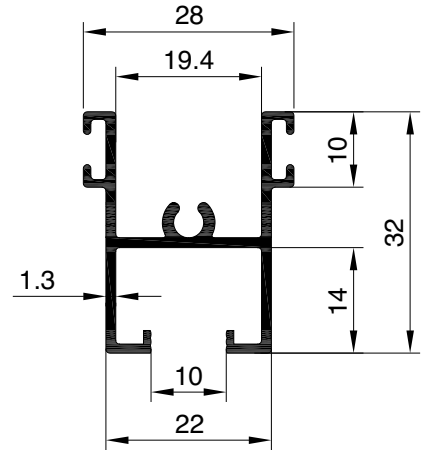


SECTION :- B - B

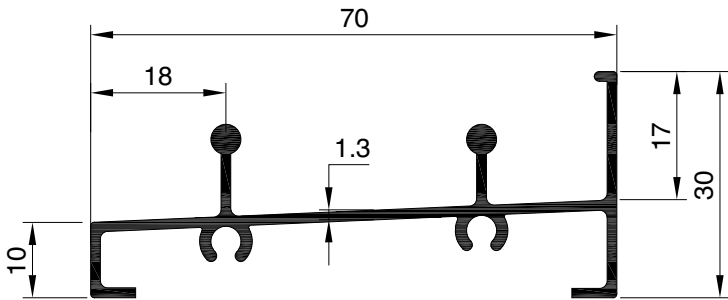
# 70mm Sliding



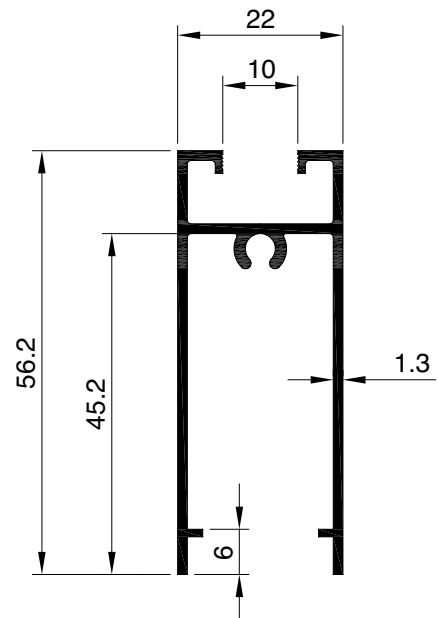
SECTION NO. - 70S - 1001-1  
EST. WEIGHT - 0.664 KG./M.



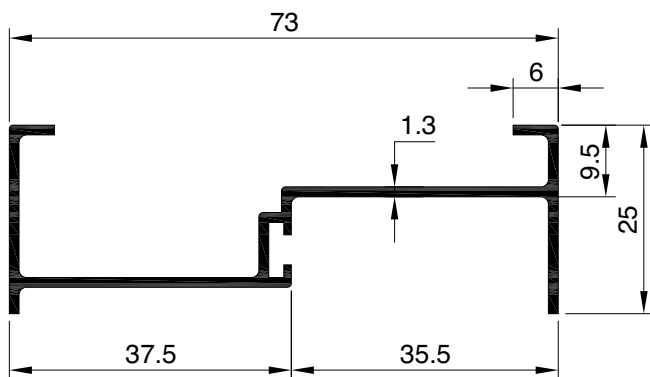
SECTION NO. - 70S-1401  
EST. WEIGHT - 0.428 KG./M.



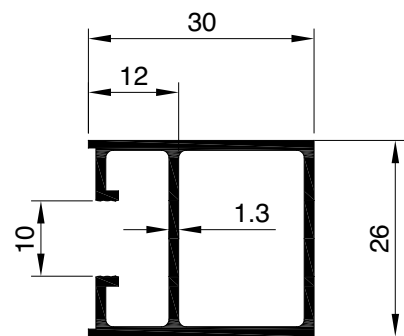
SECTION NO. - 70S - 1101-1  
EST. WEIGHT - 0.622 KG./M.



SECTION NO. - 70S-1501  
EST. WEIGHT - 0.557 KG./M.

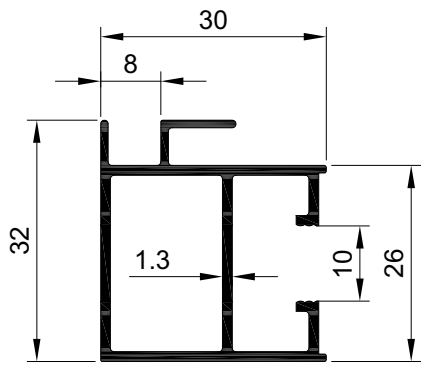


SECTION NO. - 70S - 1201 - 1  
EST. WEIGHT - 0.518 KG./M.



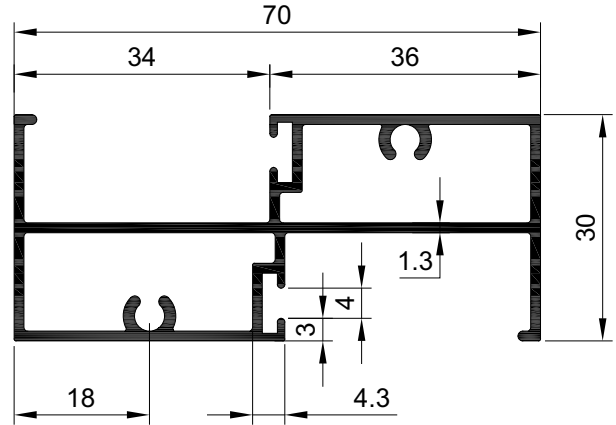
SECTION NO. - 70S-1701  
EST. WEIGHT - 0.433 KG./M.

# 70mm Sliding



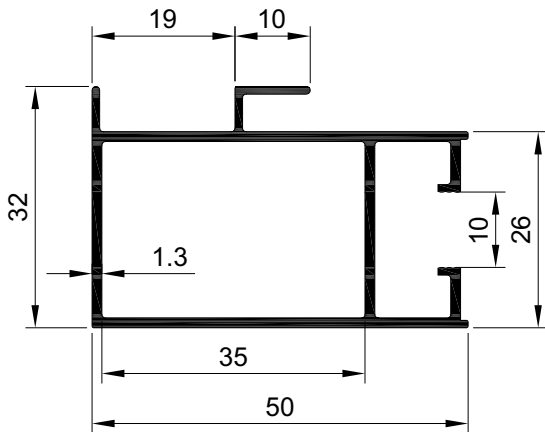
SECTION NO. - 70S-1601

EST. WEIGHT - 0.490 KG./M.



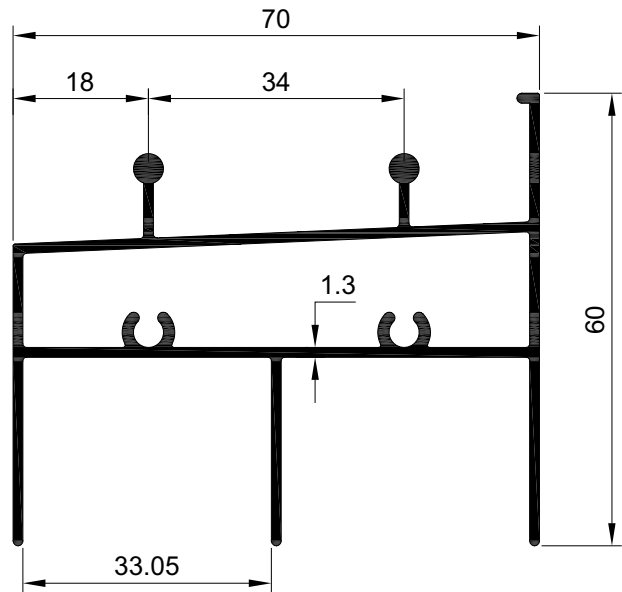
SECTION NO. - 70S-1206

EST. WEIGHT - 0.916 KG./M.



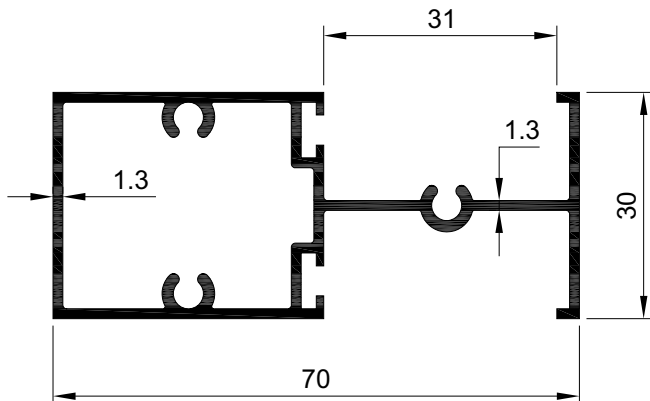
SECTION NO. - 70S-1601A

EST. WEIGHT - 0.627 KG./M.



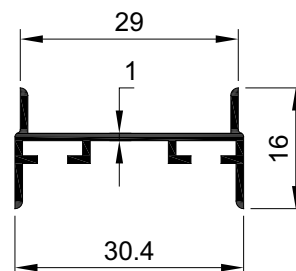
SECTION NO. - 70S-1006

EST. WEIGHT - 1.118 KG./M.



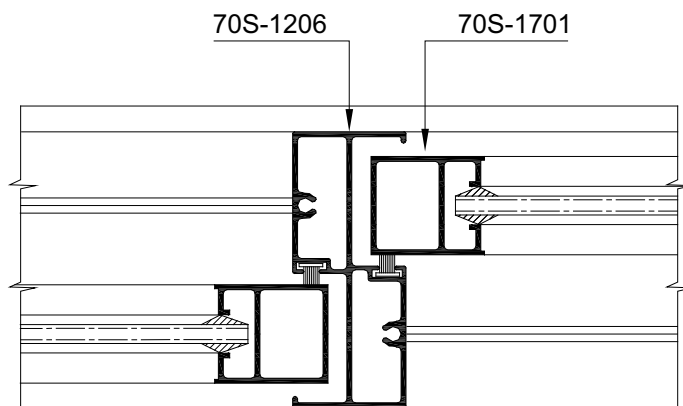
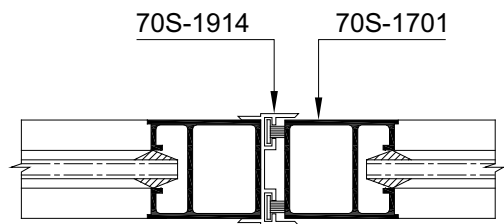
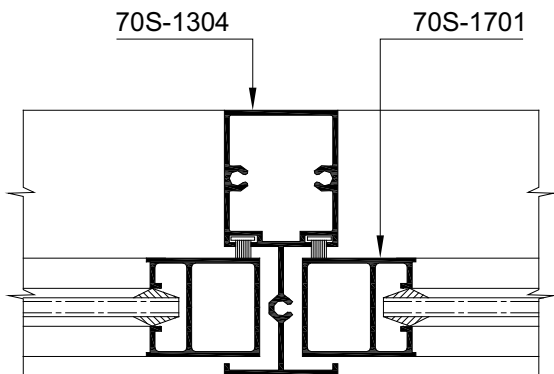
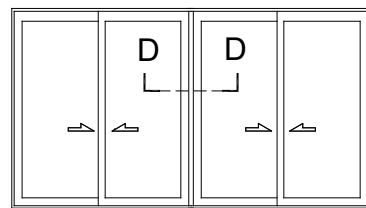
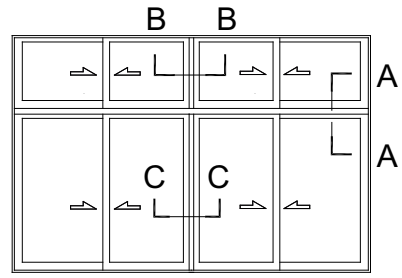
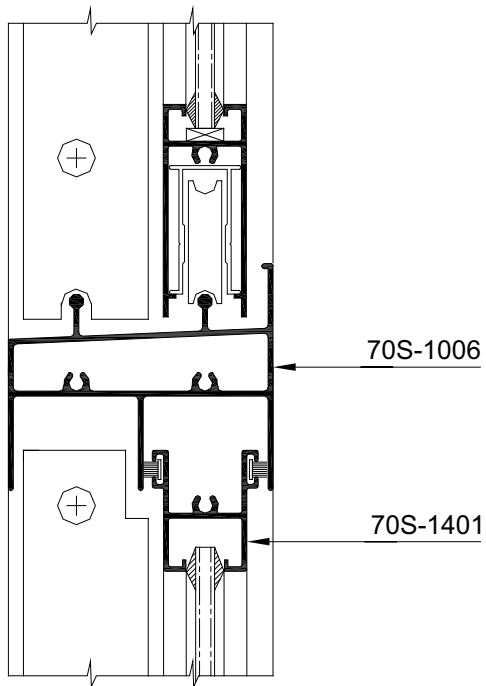
SECTION NO. - 70S-1304

EST. WEIGHT - 0.831 KG./M.



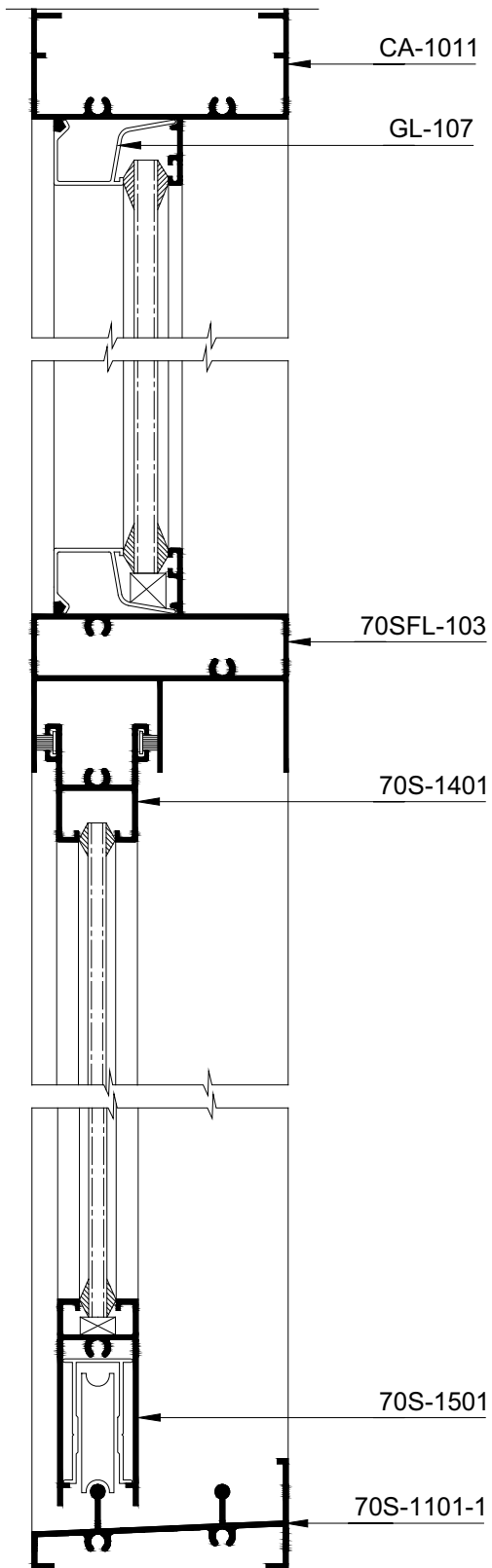
SECTION NO. - 70S-1914

EST. WEIGHT - 0.199 KG./M.

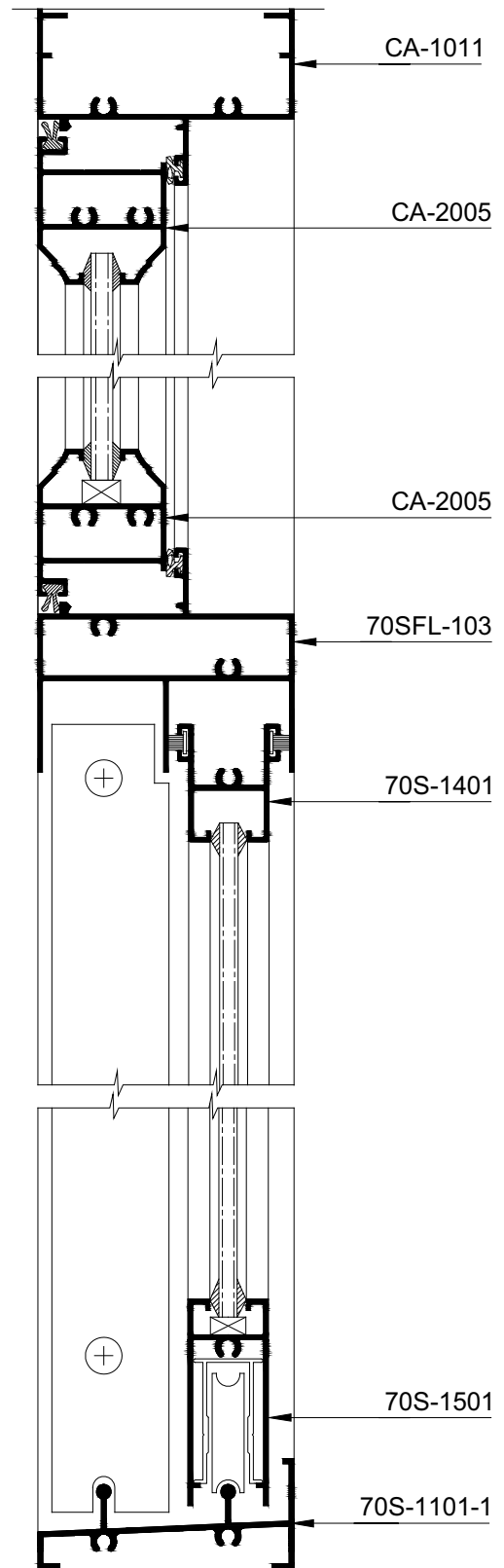


SECTION :- D - D

# 70mm Sliding ( Top Fixed / Top Hung )

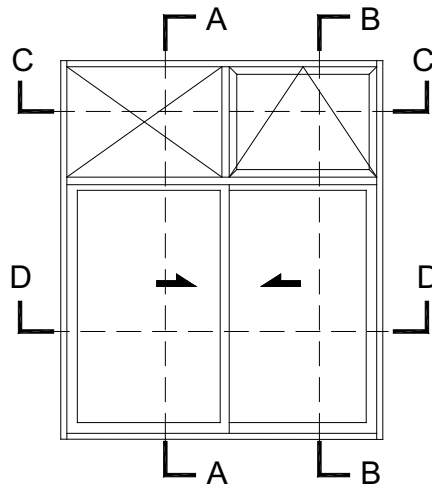


SECTION :- A - A

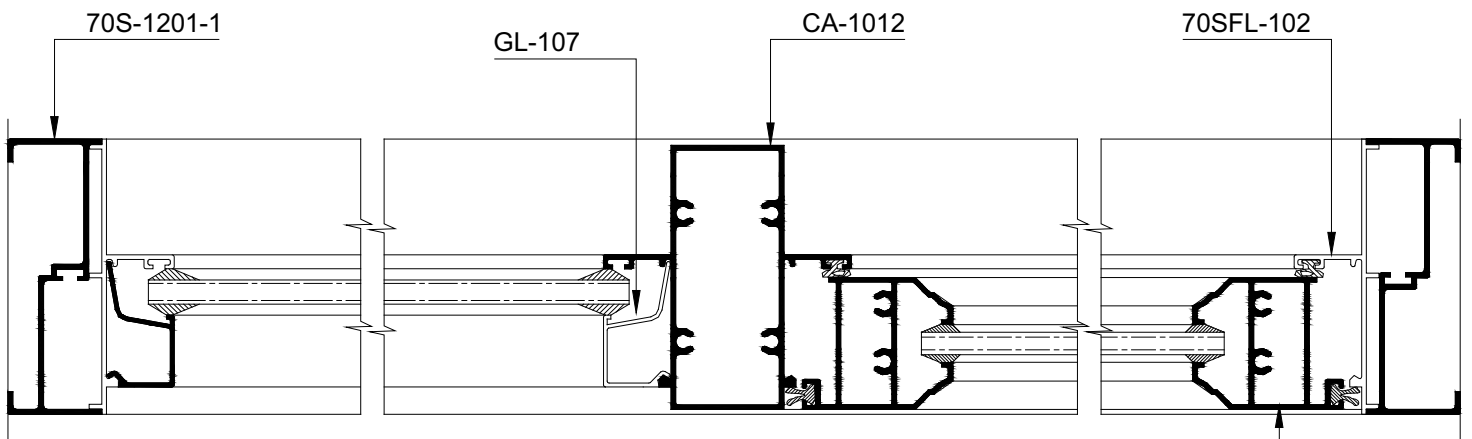


SECTION :- B - B

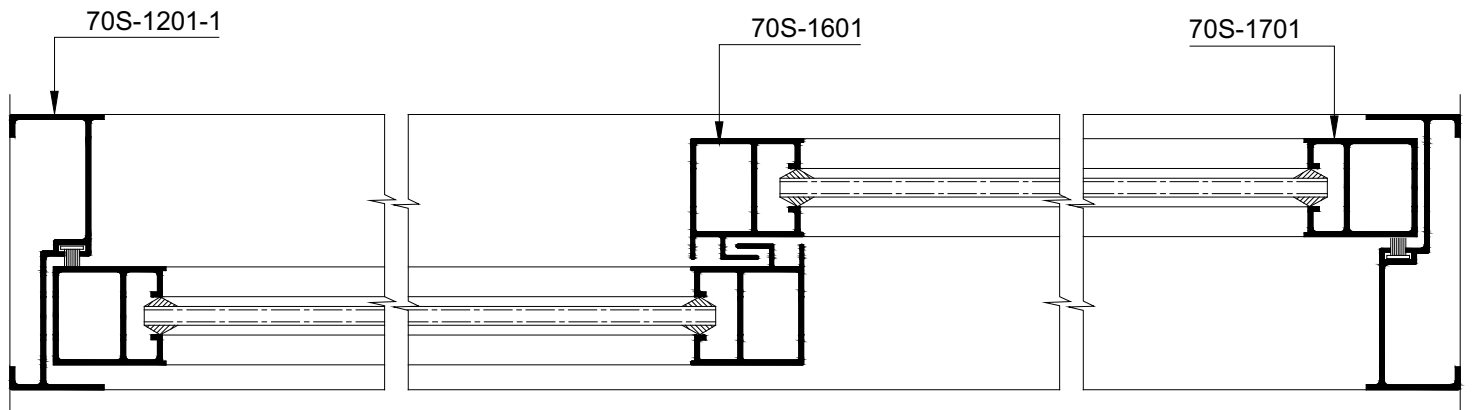
# 70mm Sliding ( Top Fixed / Top Hung )



ELEVATION

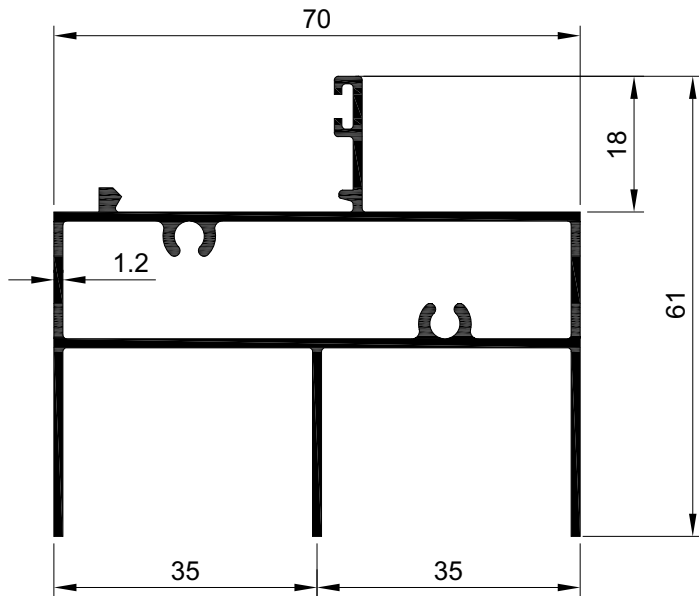


SECTION :- C - C

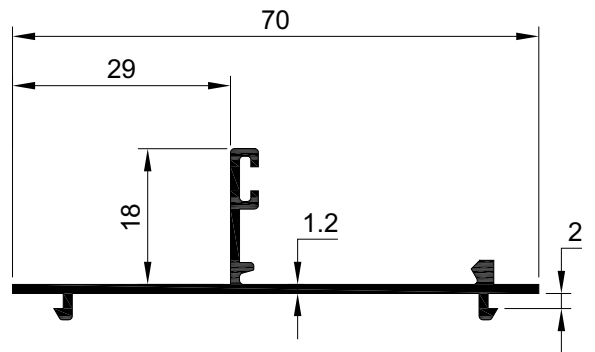


SECTION :- D - D

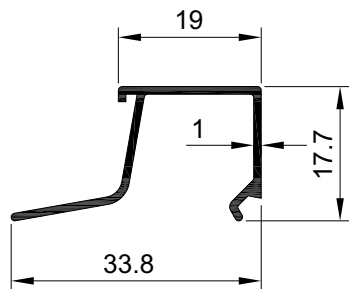
# 70mm Sliding & Fixed



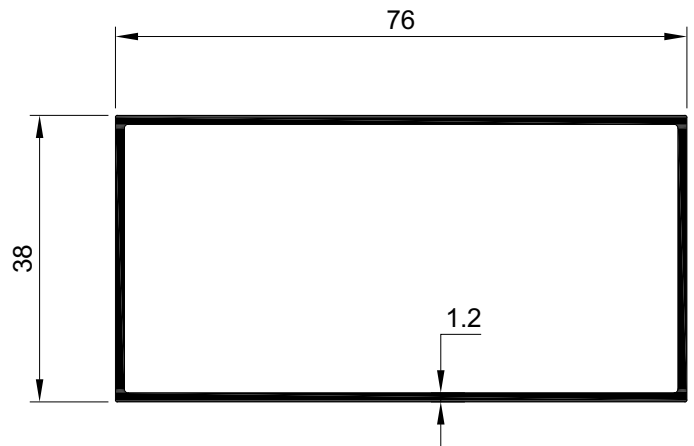
SECTION NO. - 70SFL-103  
EST. WEIGHT - 0.989 KG./M.



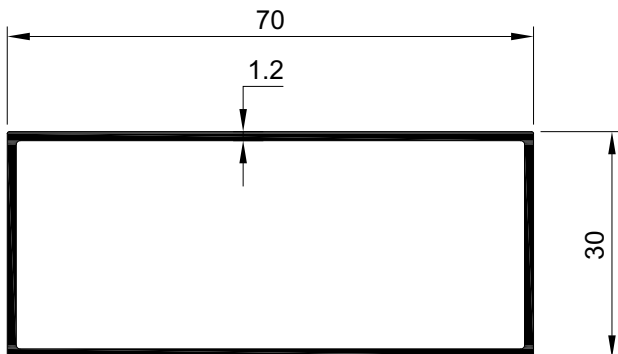
SECTION NO. - 70SFL-101  
EST. WEIGHT - 0.363 KG./M.



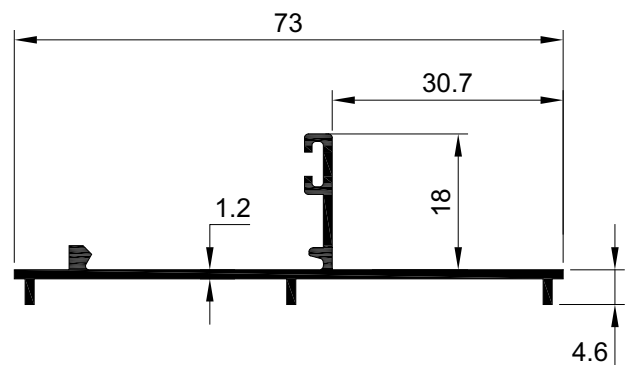
SECTION NO. - GL-107  
EST. WEIGHT - 0.186 KG./M.



SECTION NO. - 70S-3002-1  
EST. WEIGHT - 0.724 KG./M.

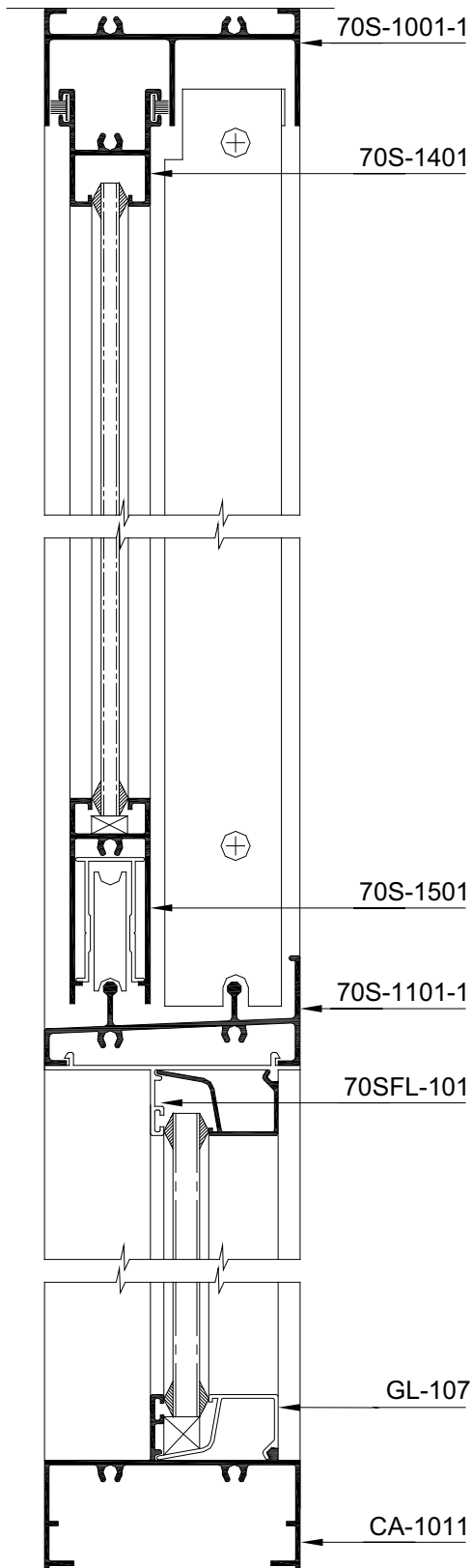


SECTION NO. - 70S - 3002  
EST. WEIGHT - 0.633 KG./M.

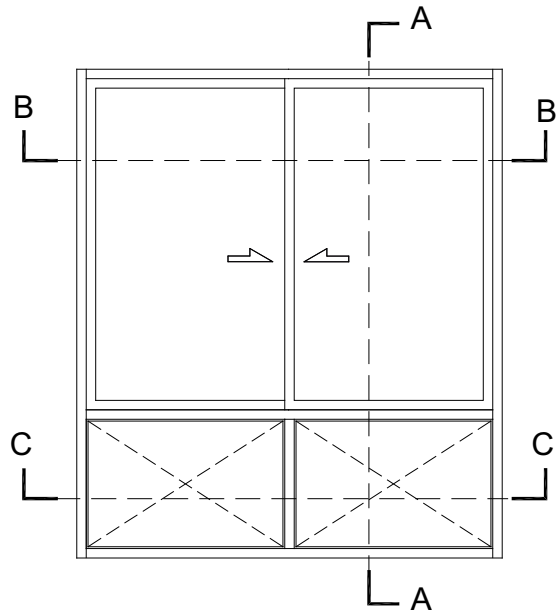


SECTION NO. - 70SFL-102  
EST. WEIGHT - 0.377 KG./M.

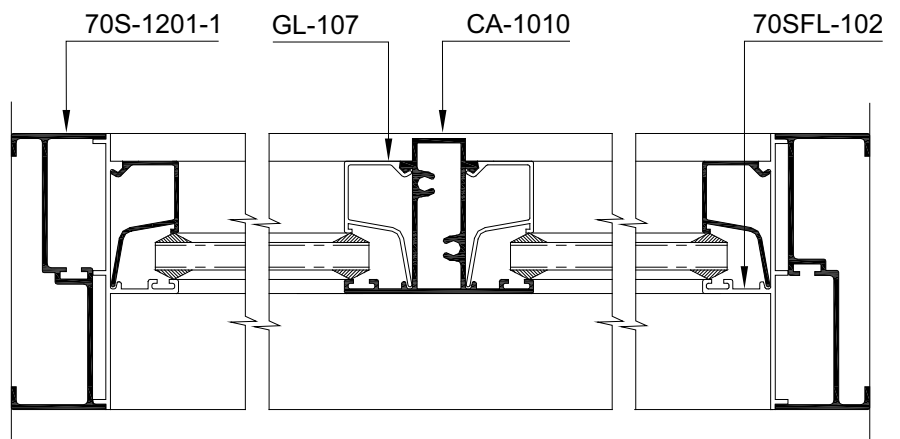
# 70mm Sliding (Bottom Fixed)



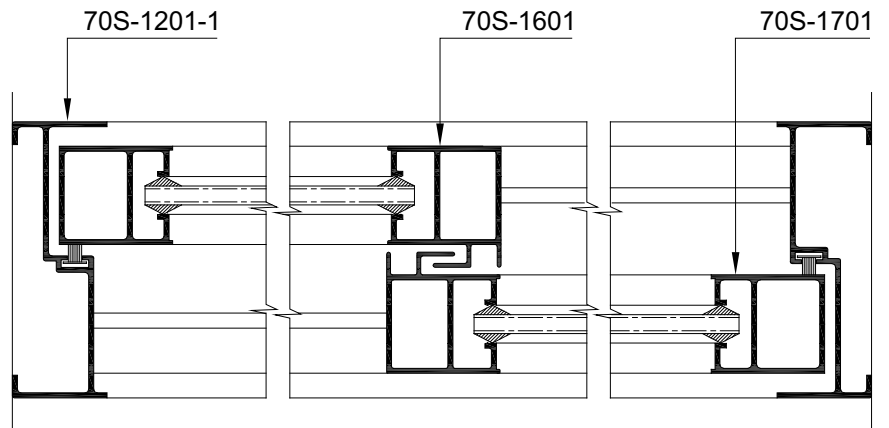
SECTION :- A - A



ELEVATION

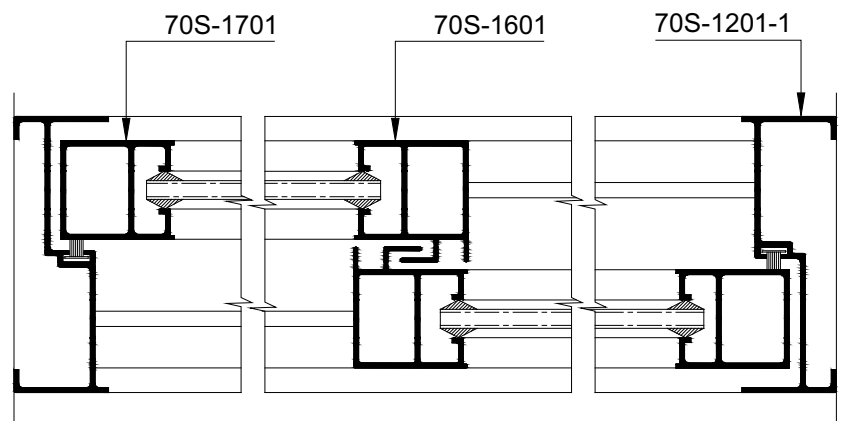
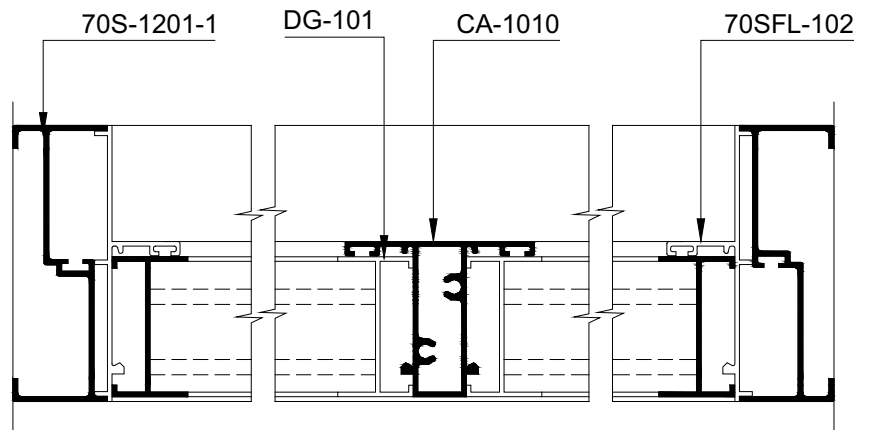
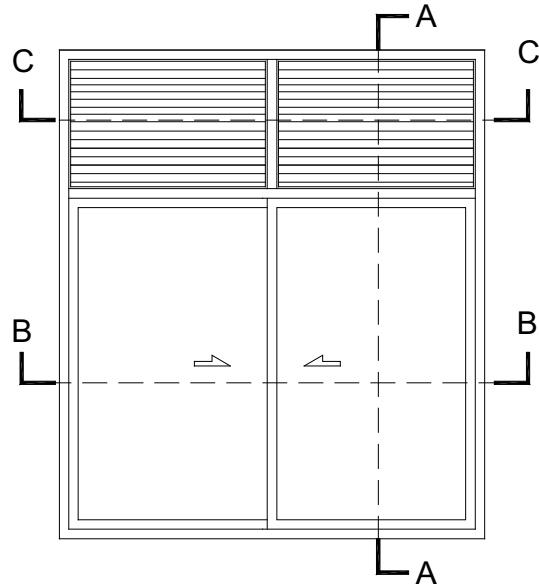
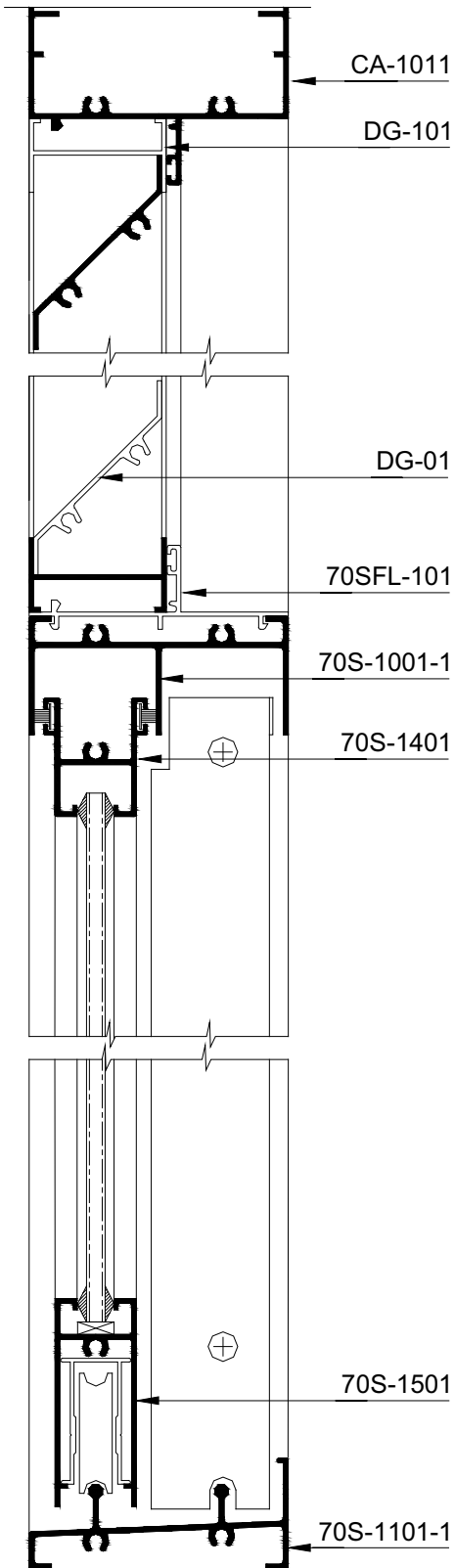


SECTION :- C - C

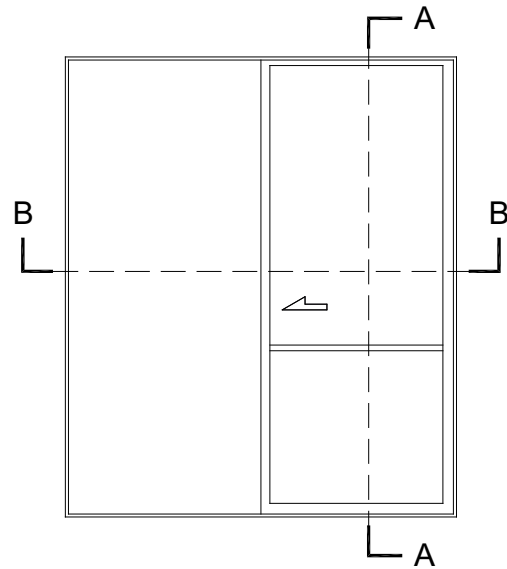
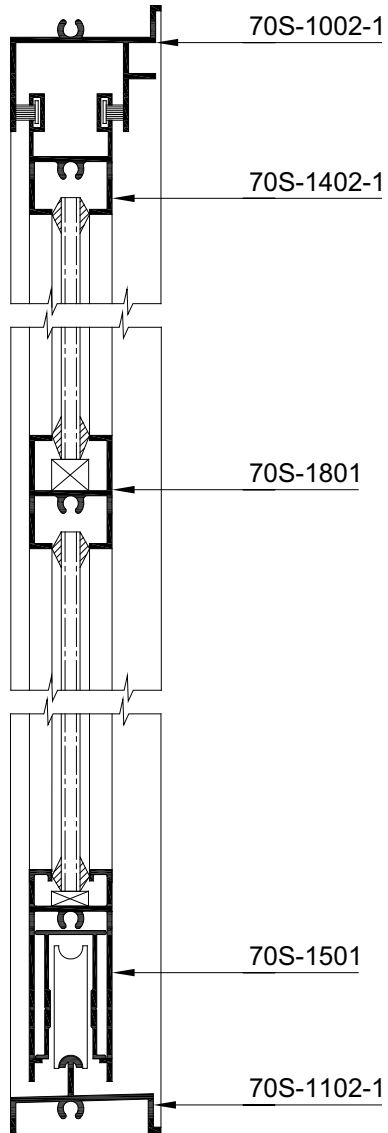


SECTION :- B - B

# 70mm Sliding ( Top Louver )

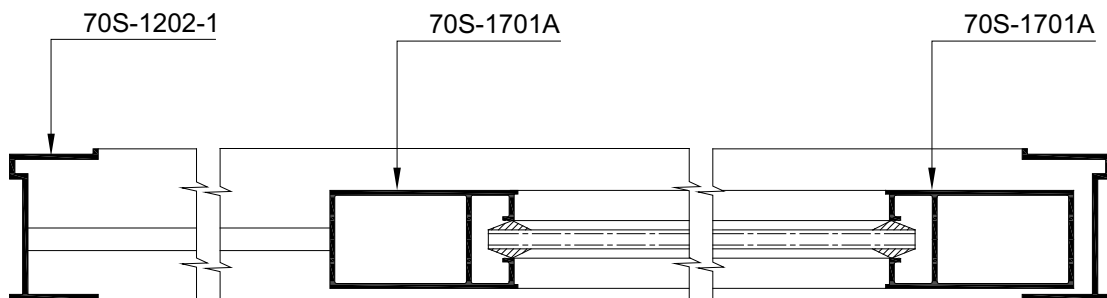


# Single Sliding



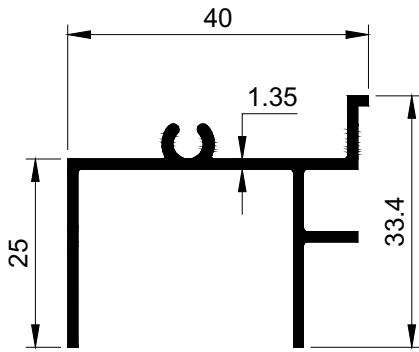
ELEVATION

SECTION :- A - A



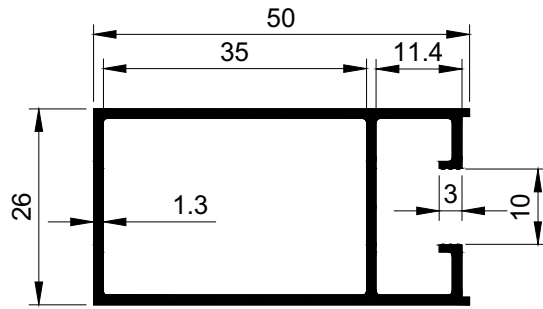
SECTION :- B - B

# Single Sliding



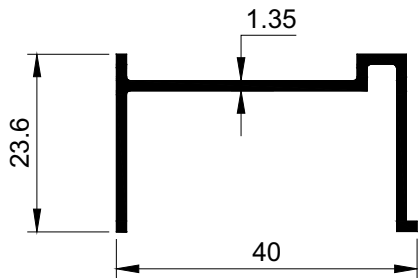
SECTION NO. - 70S - 1002-1

EST. WEIGHT - 0.417 KG./M.



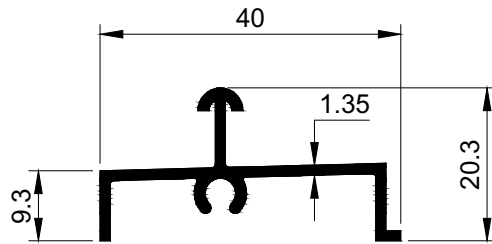
SECTION NO. - 70S - 1701A

EST. WEIGHT - 0.571 KG./M.



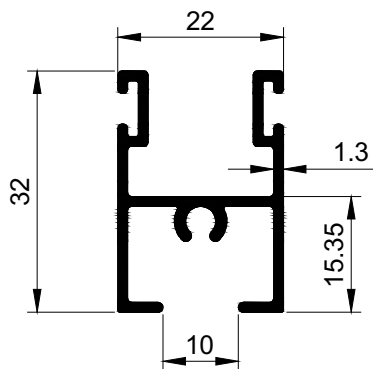
SECTION NO. - 70S - 1202-1

EST. WEIGHT - 0.321 KG./M.



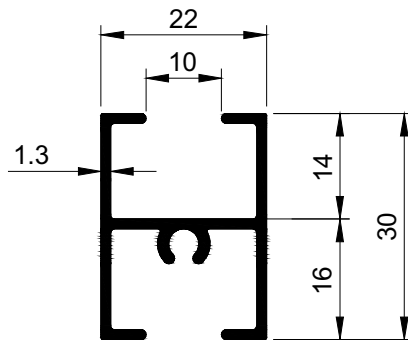
SECTION NO. - 70S - 1102-1

EST. WEIGHT - 0.313 KG./M.



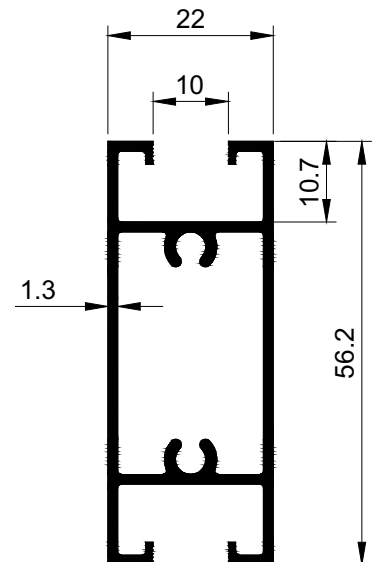
SECTION NO. - 70S - 1402-1

EST. WEIGHT - 0.405 KG./M.



SECTION NO. - 70S - 1801

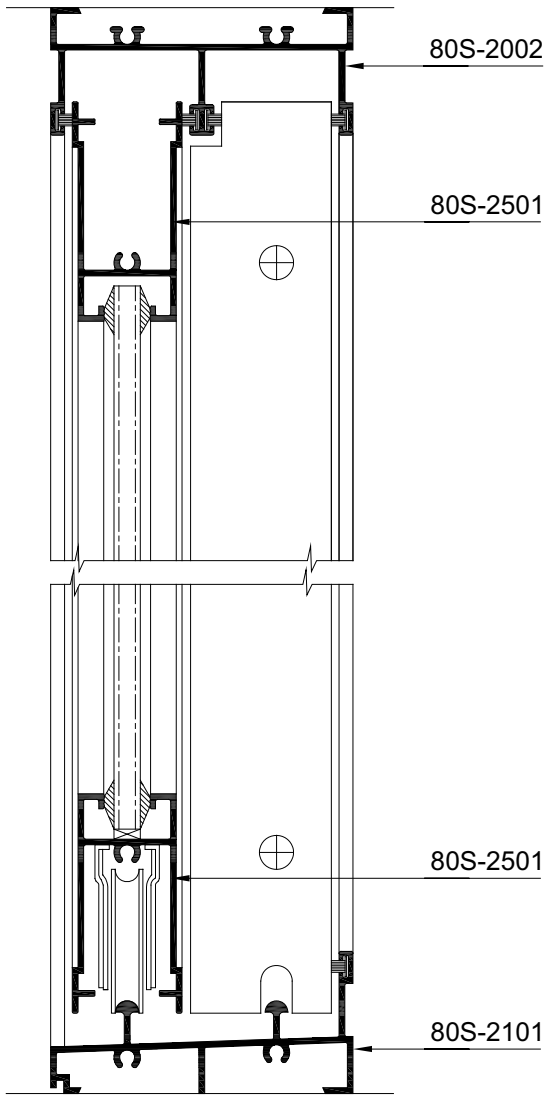
EST. WEIGHT - 0.385 KG./M.



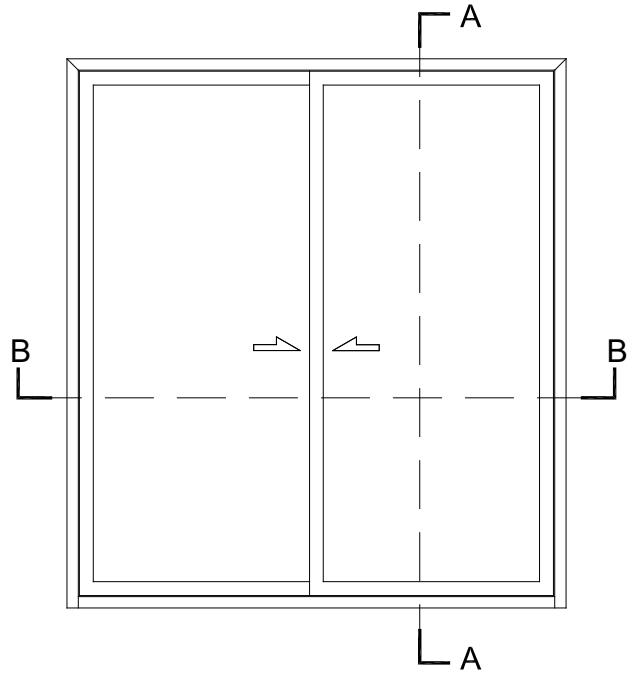
SECTION NO. - 70S - 1802

EST. WEIGHT - 0.698 KG./M.

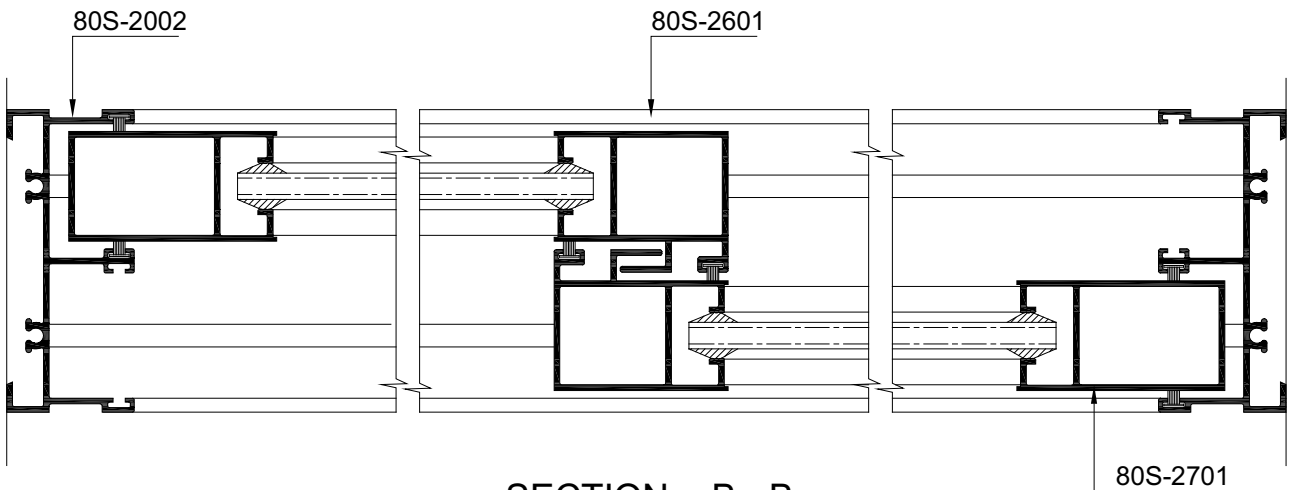
# 80mm Sliding



SECTION :- A - A

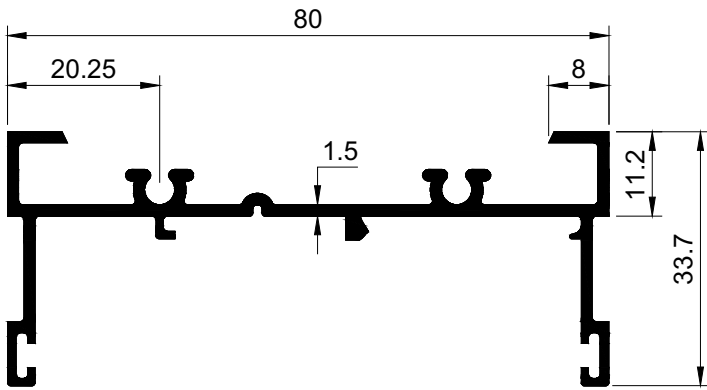


ELEVATION

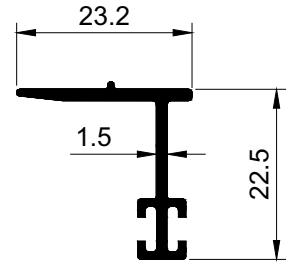


SECTION :- B - B

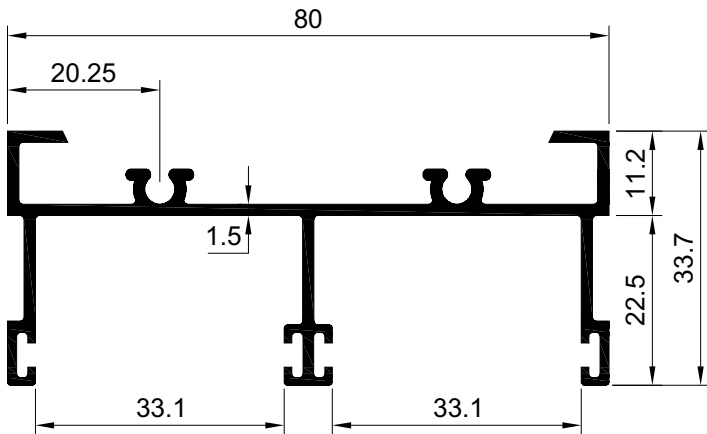
# 80mm Sliding



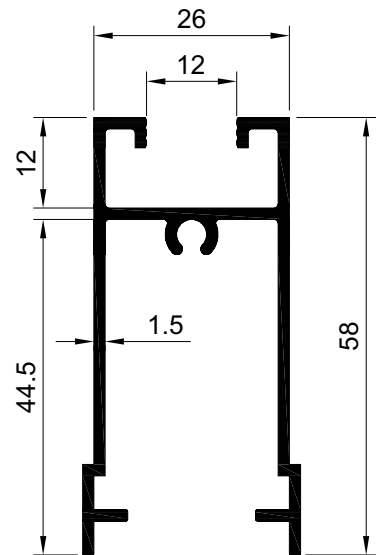
SECTION NO. - 80S-2001  
EST. WEIGHT - 0.823 KG./M.



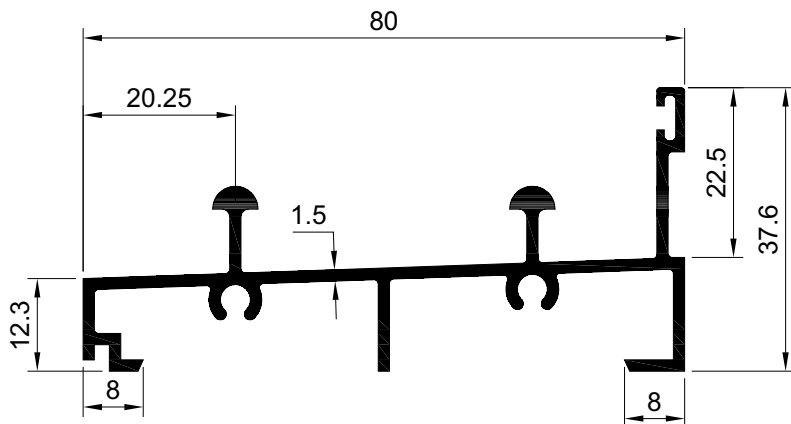
SECTION NO. - 80SFL-1001  
EST. WEIGHT - 0.217 KG./M.



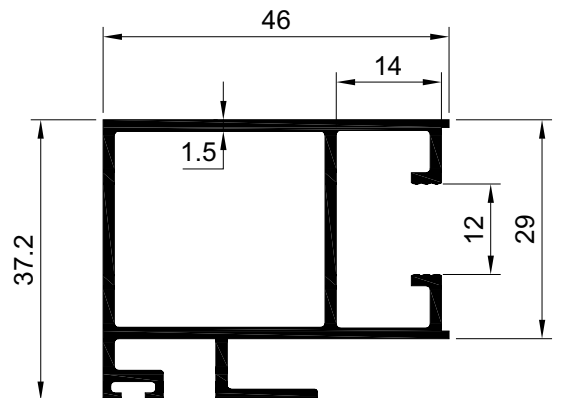
SECTION NO. - 80S-2002  
EST. WEIGHT - 0.911 KG./M.



SECTION NO. - 80S-2501  
EST. WEIGHT - 0.717 KG./M.

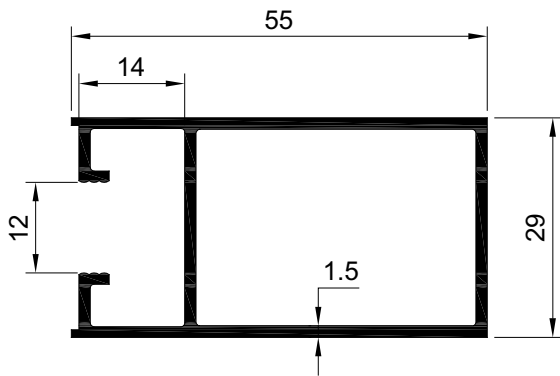


SECTION NO. - 80S-2101  
EST. WEIGHT - 0.866 KG./M.

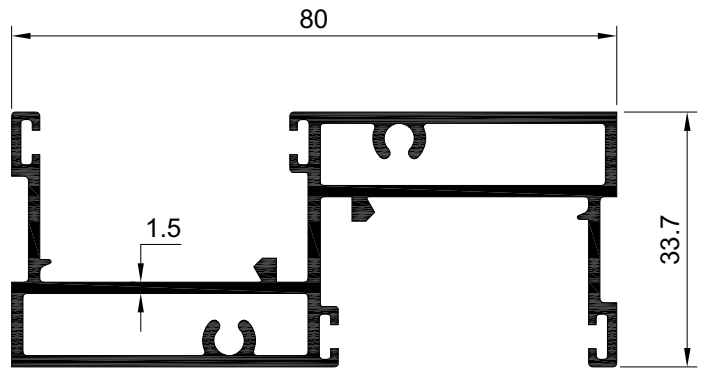


SECTION NO. - 80S-2601  
EST. WEIGHT - 0.803 KG./M.

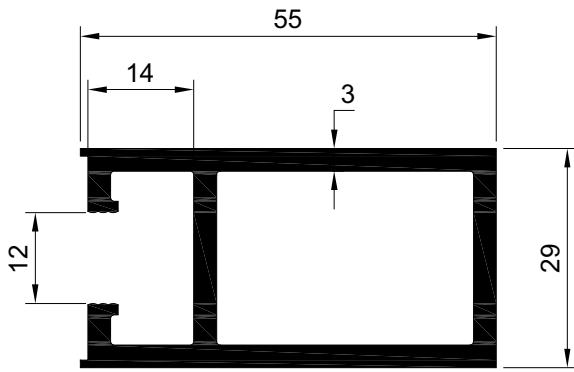
# 80mm Sliding



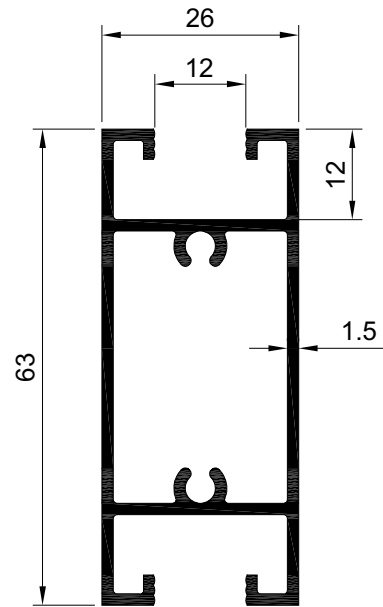
SECTION NO. - 80S-2701  
EST. WEIGHT - 0.724 KG./M.



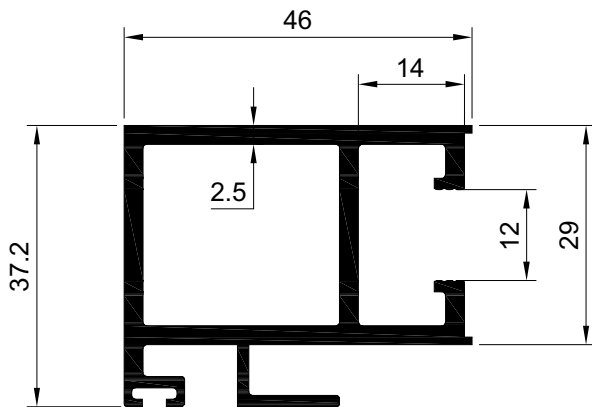
SECTION NO. - 80S-2201  
EST. WEIGHT - 1.237 KG./M.



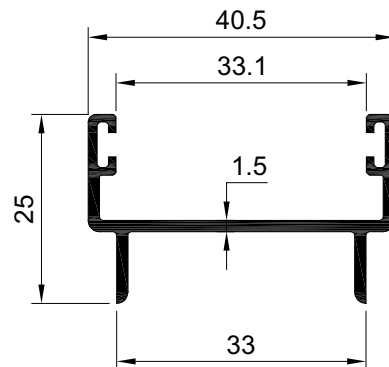
SECTION NO. - 80S-2701 H  
EST. WEIGHT - 1.350 KG./M.



SECTION NO. - 80S-2801  
EST. WEIGHT - 0.909 KG./M.

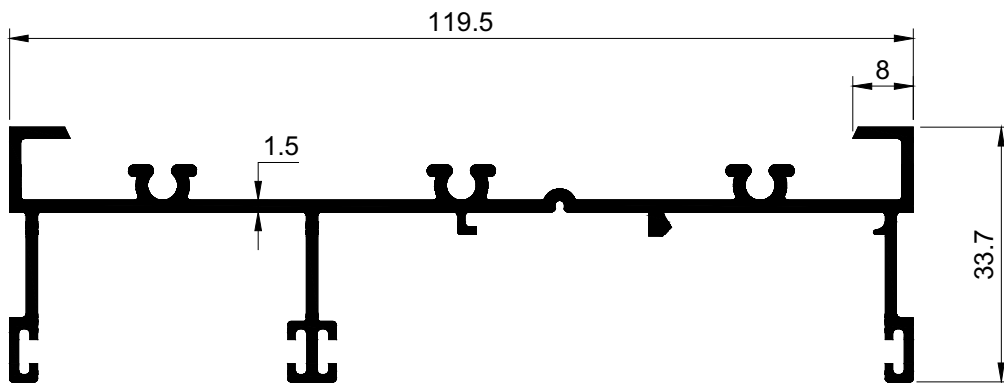
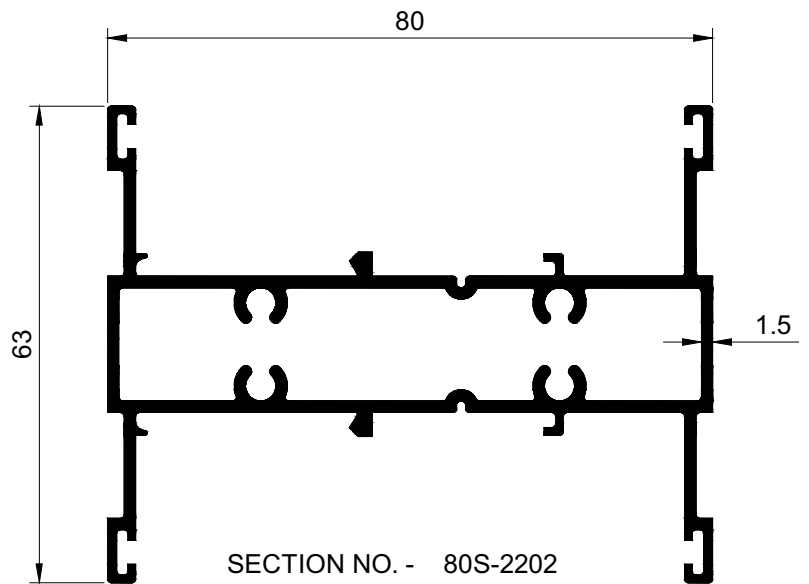
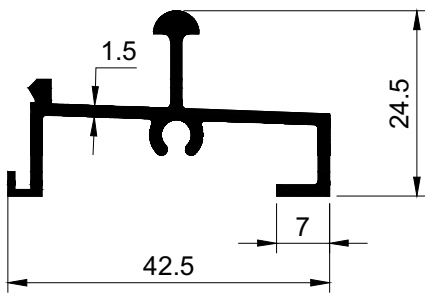
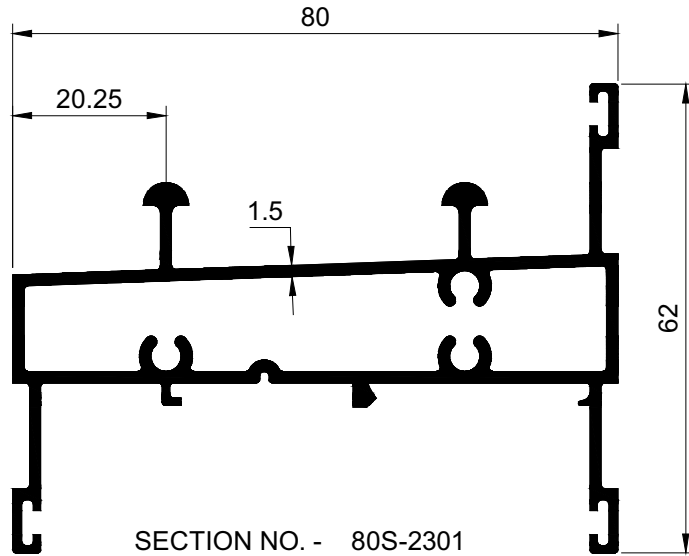


SECTION NO. - 80S-2601 H  
EST. WEIGHT - 1.194 KG./M.

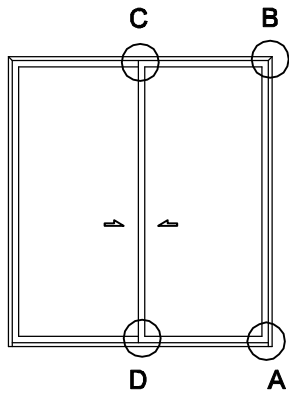


SECTION NO. - 80S-2901  
EST. WEIGHT - 0.379 KG./M.

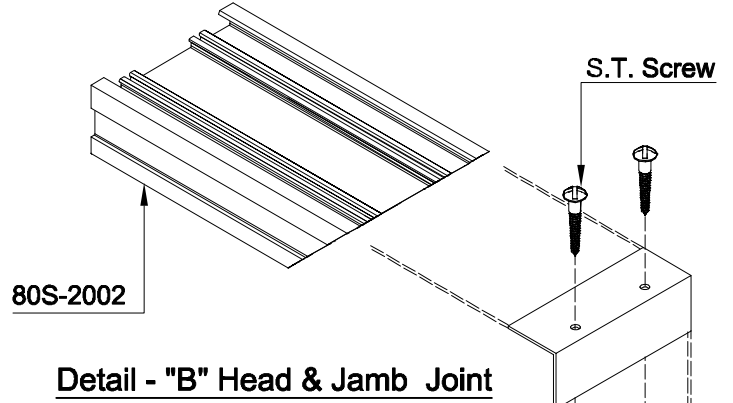
# 80mm Sliding



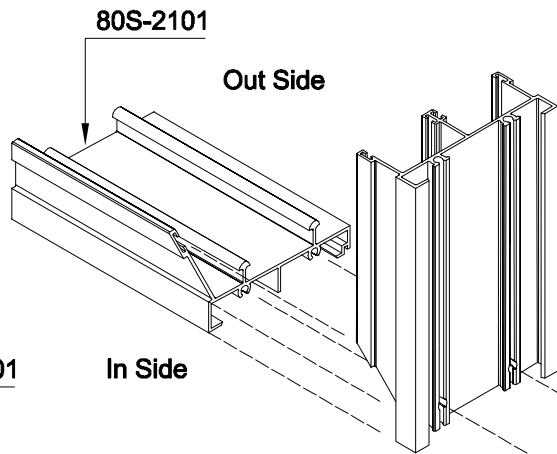
# 3D Assembly Detail Of 80mm Sliding



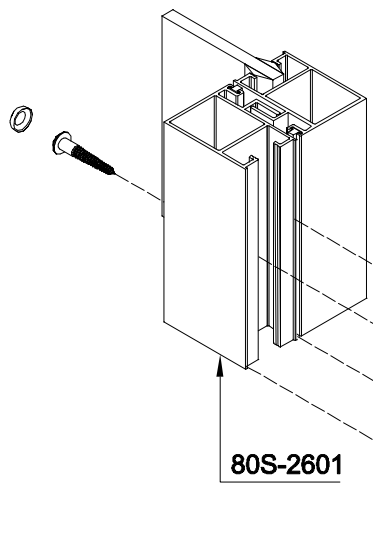
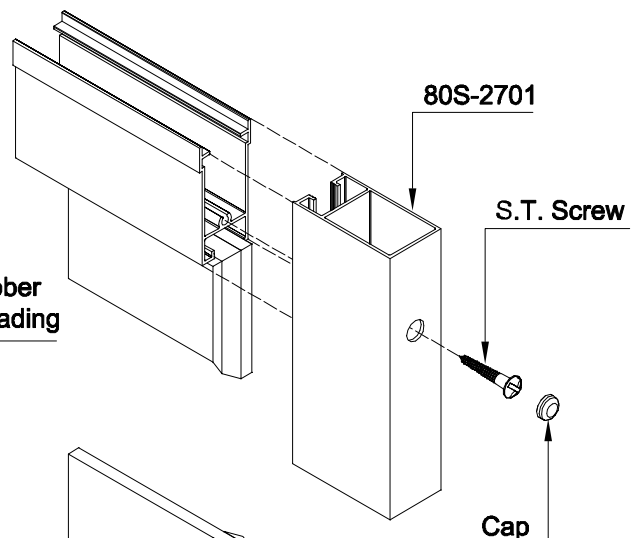
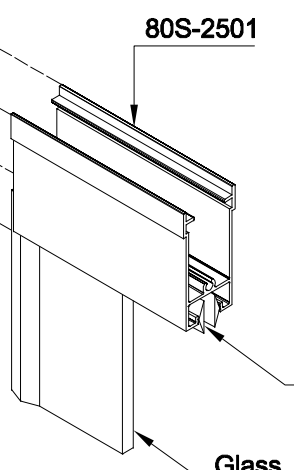
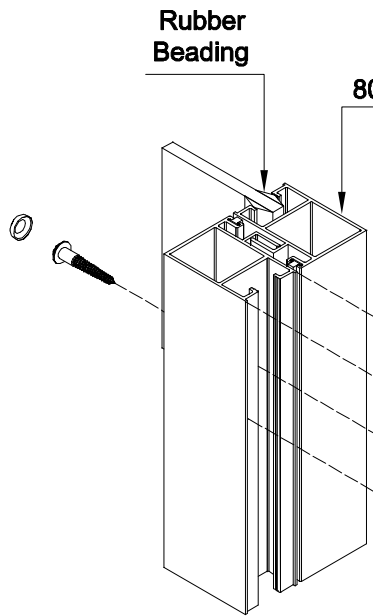
Elevation



Detail - "B" Head & Jamb Joint



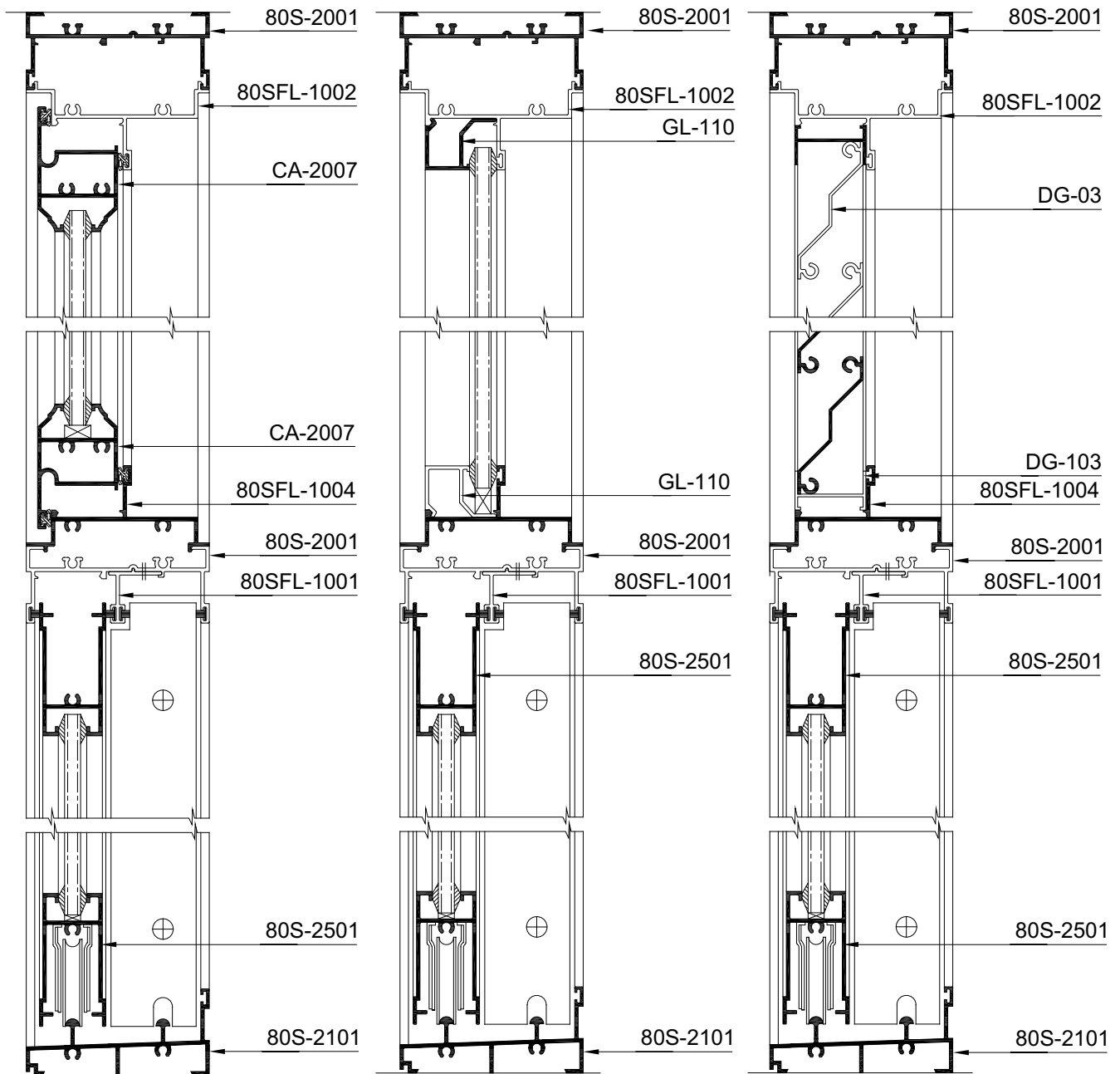
Detail - "A" Sill & Jamb Joint



Detail - "A", "B" & "C", "D" Sash Joint

Roller

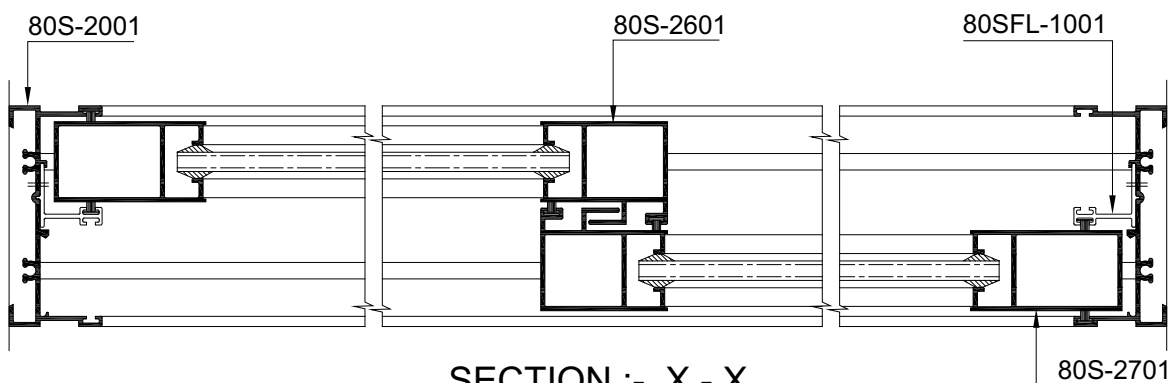
# 80mm Sliding



SECTION :- A - A

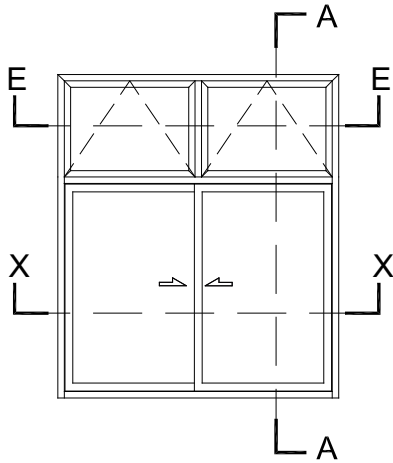
SECTION :- B - B

SECTION :- C - C

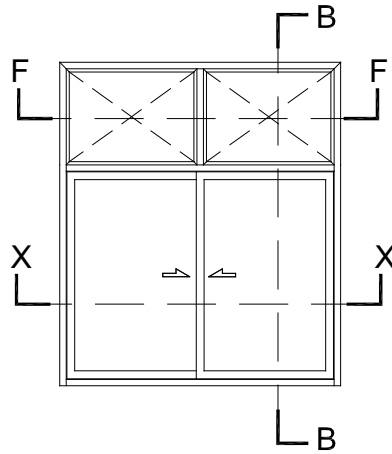


SECTION :- X - X

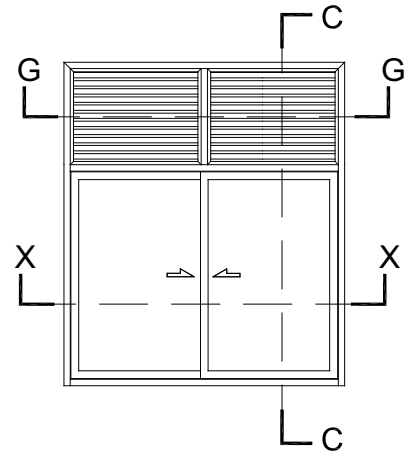
# 80mm Sliding



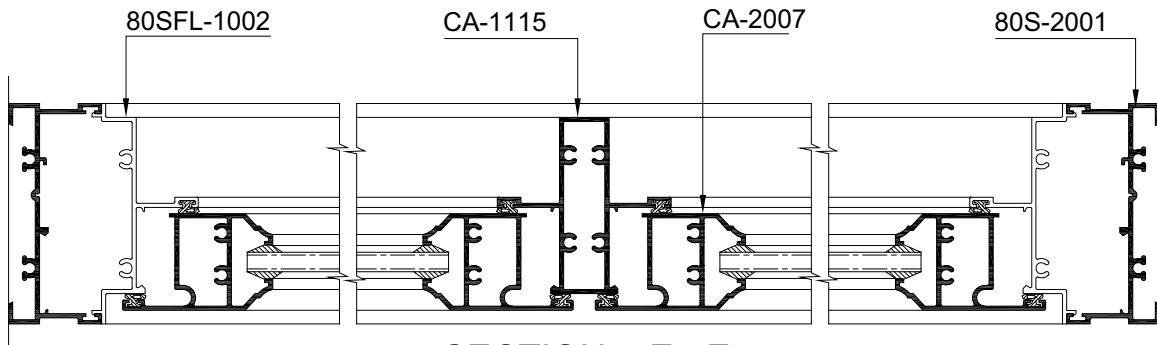
SLIDING WITH  
TOP HUNG



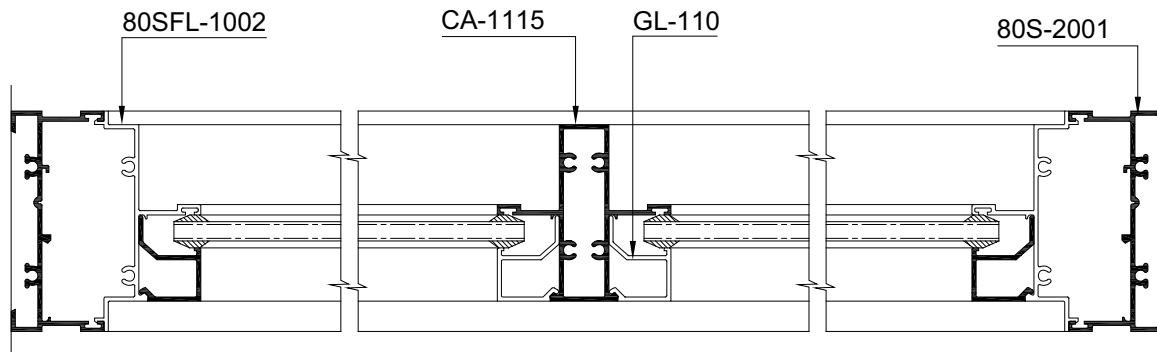
SLIDING WITH  
TOP FIXED



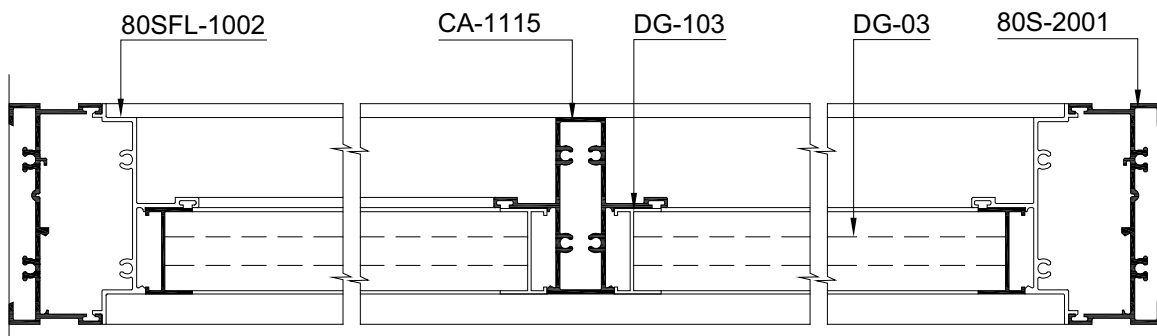
SLIDING WITH  
TOP LOUVER



SECTION :- E - E

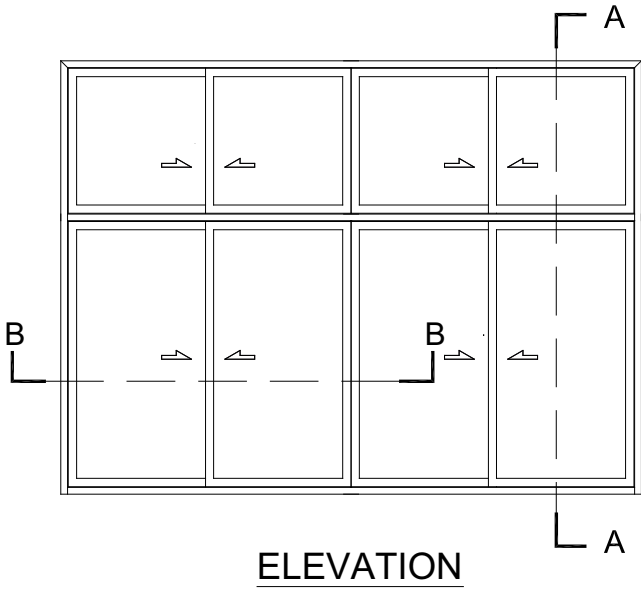
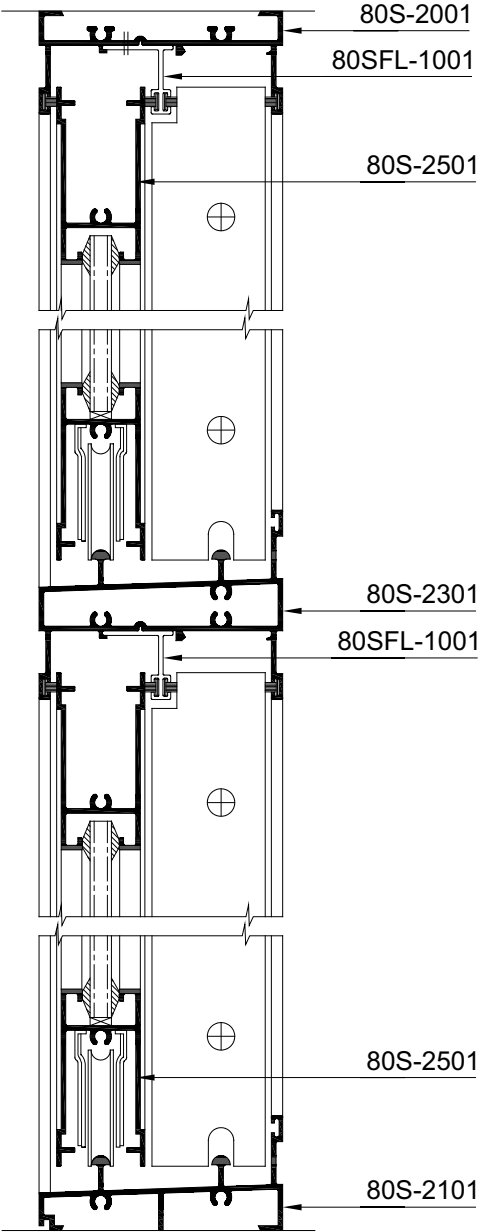


SECTION :- F - F

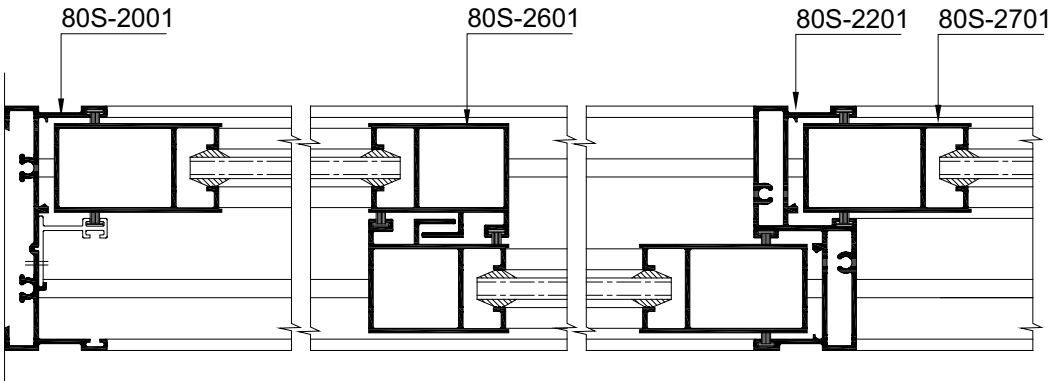


SECTION :- G - G

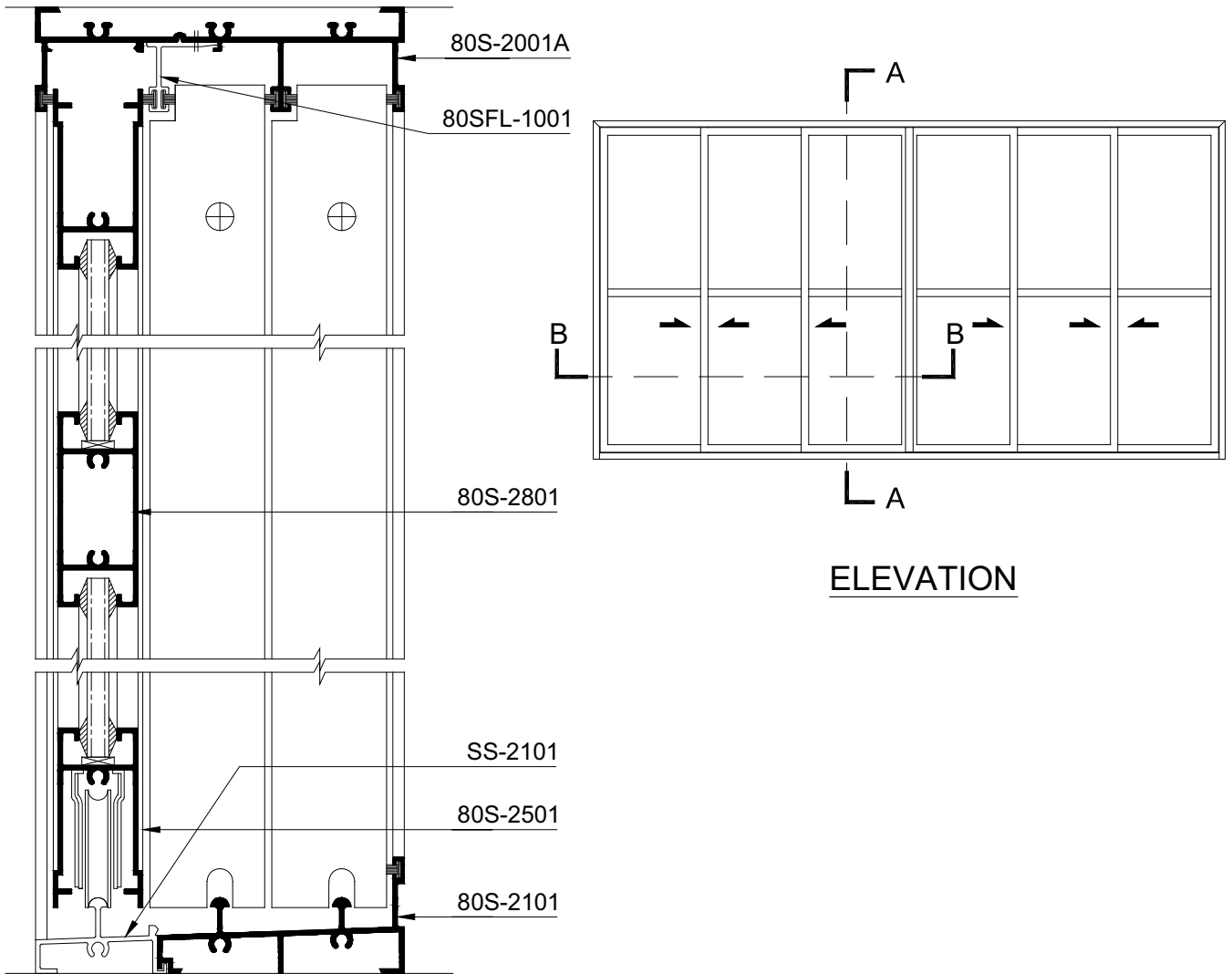
# 80mm Sliding



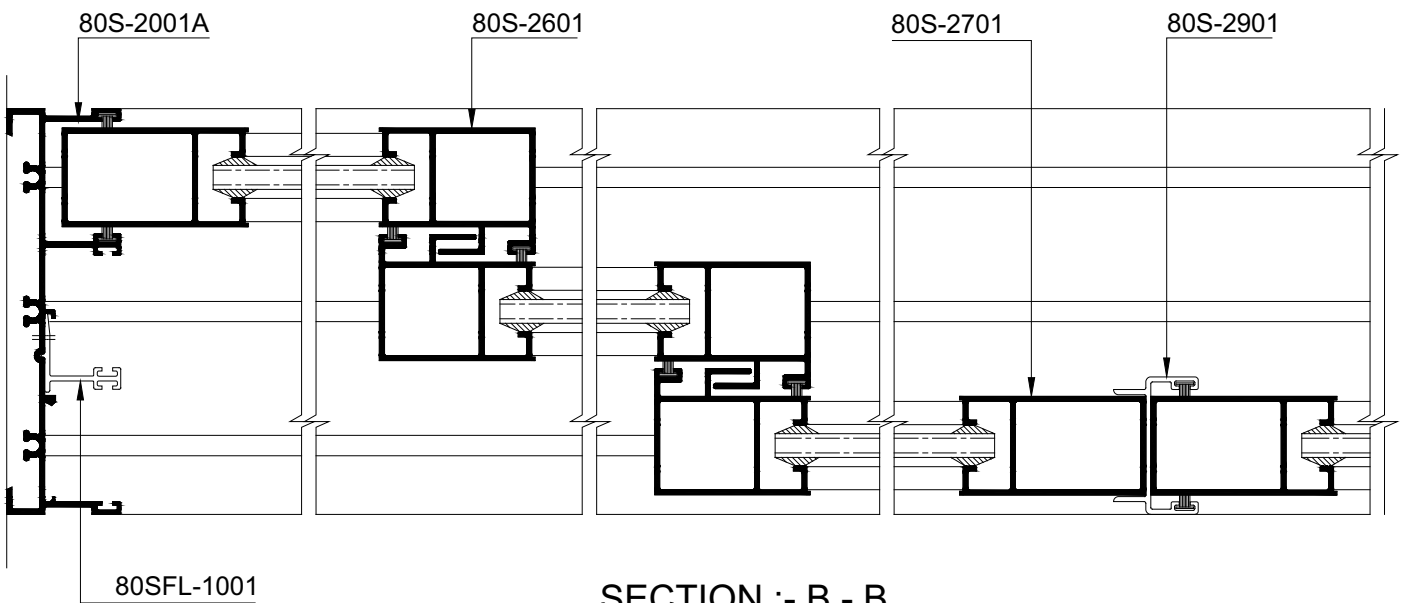
SECTION :- A - A



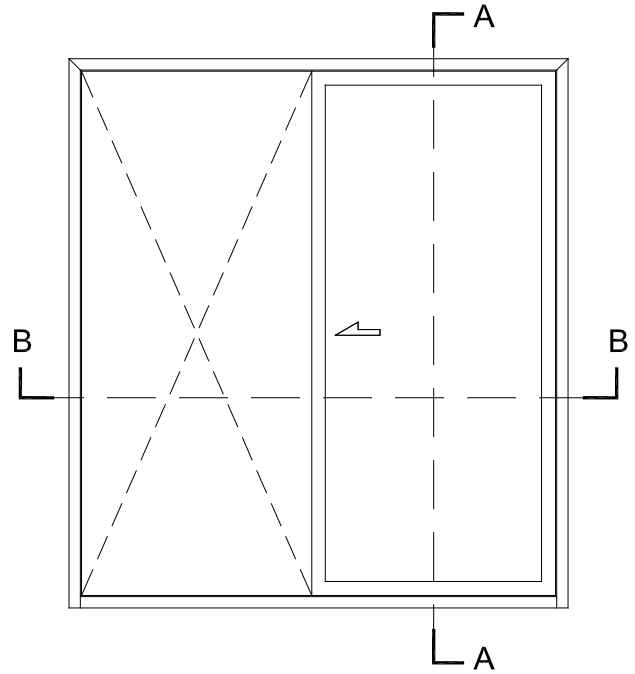
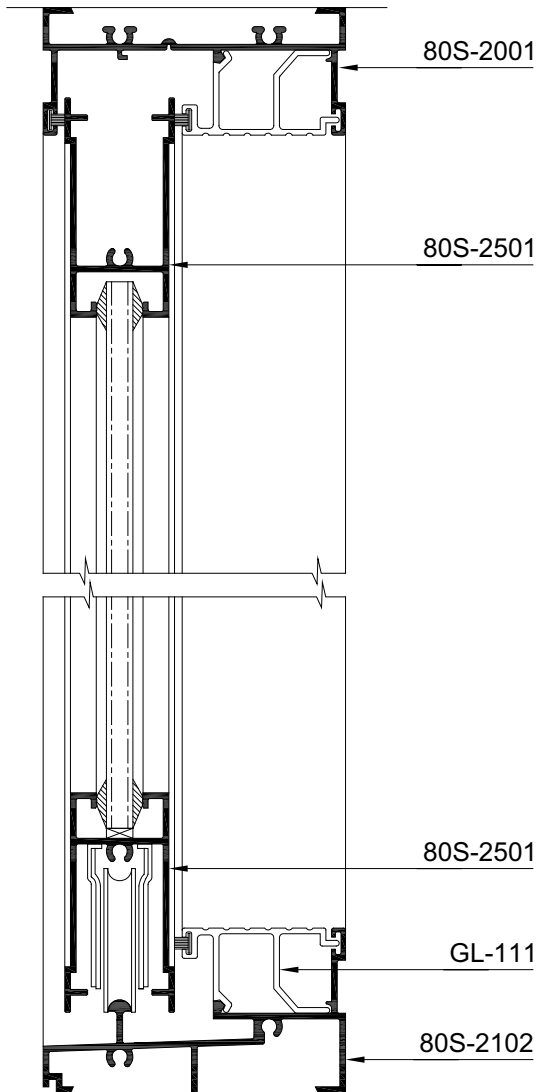
SECTION :- B - B



SECTION :- A - A

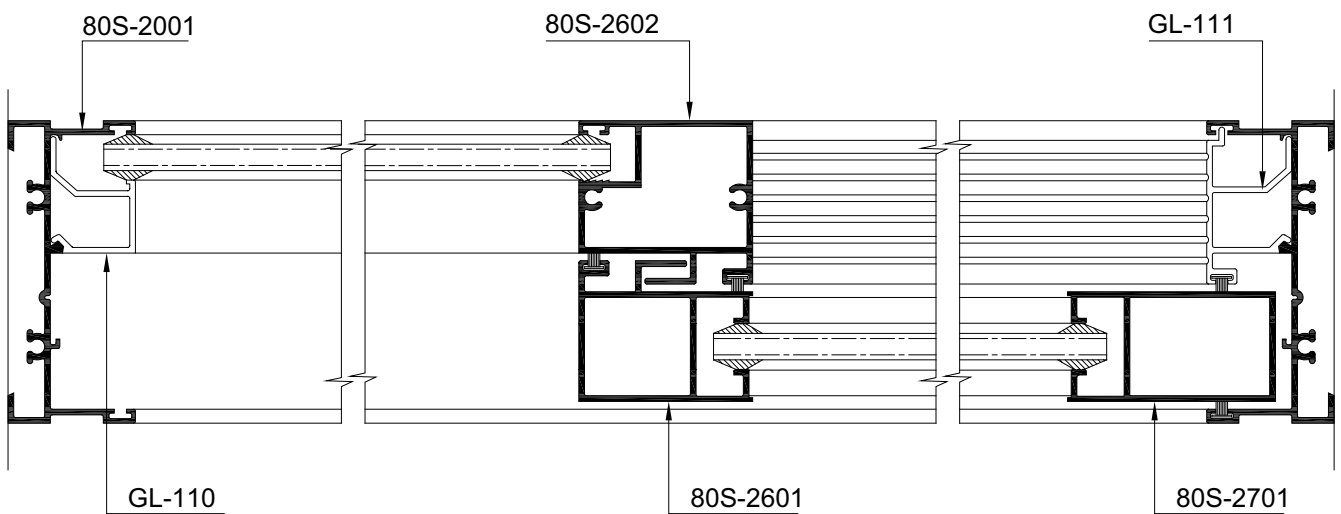


SECTION :- B - B



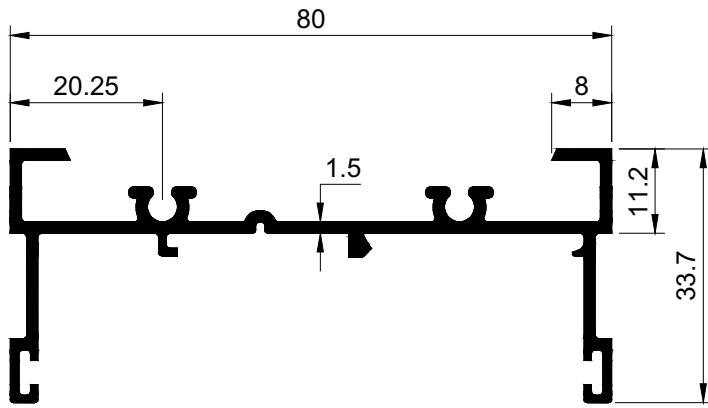
ELEVATION

SECTION :- A - A

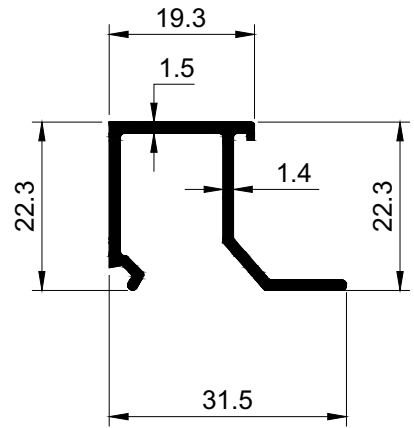


SECTION :- B - B

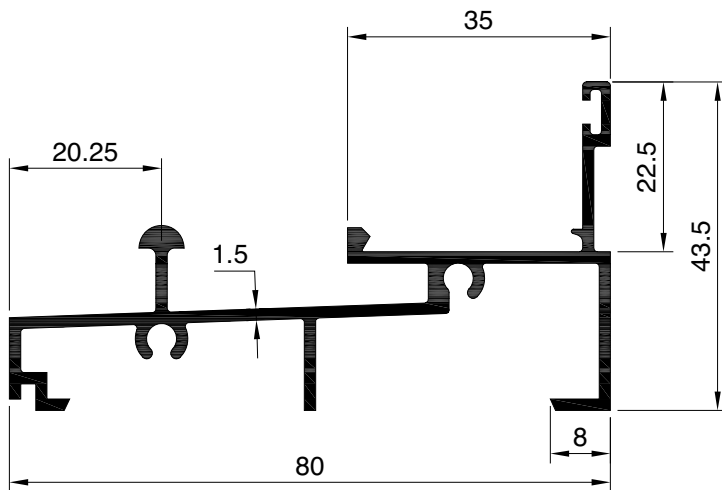
# 80mm Sliding & Fixed



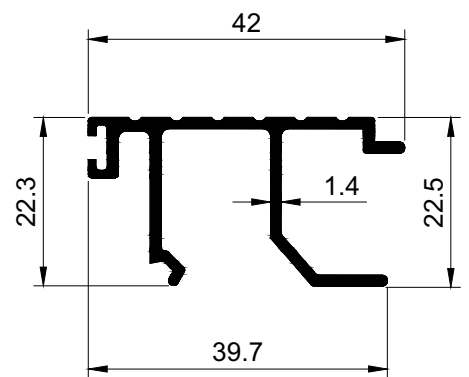
SECTION NO. - 80S-2001  
EST. WEIGHT - 0.823 KG./M.



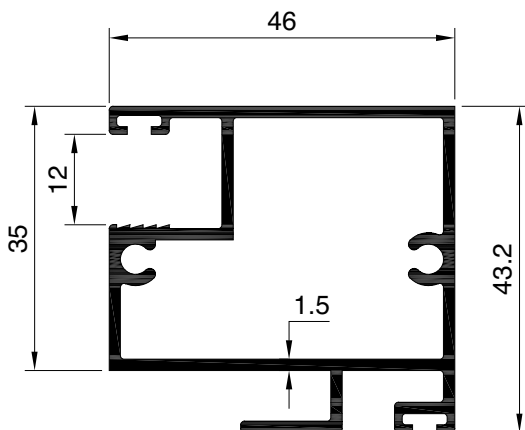
SECTION NO. - GL-110  
EST. WEIGHT - 0.294 KG./M.



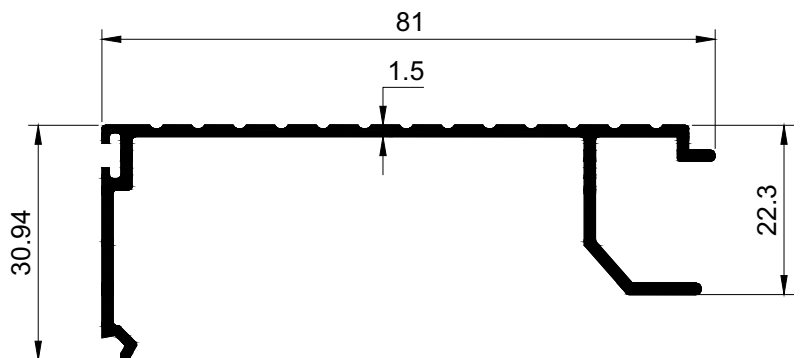
SECTION NO. - 80S-2102  
EST. WEIGHT - 0.914 KG./M.



SECTION NO. - GL-111  
EST. WEIGHT - 0.425 KG./M.

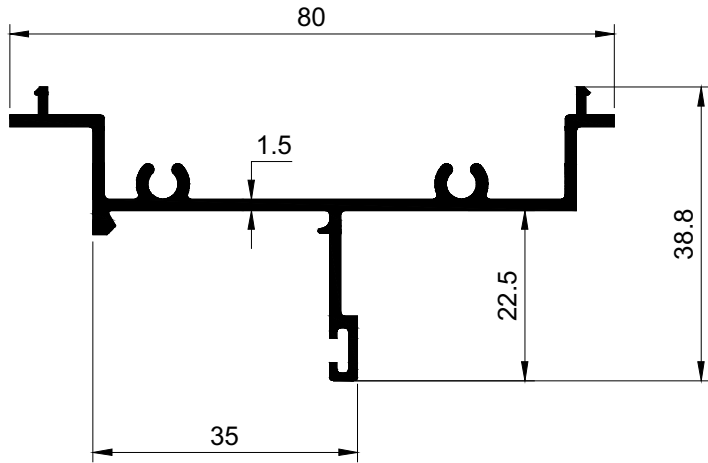


SECTION NO. - 80S-2602  
EST. WEIGHT - 0.941 KG./M.

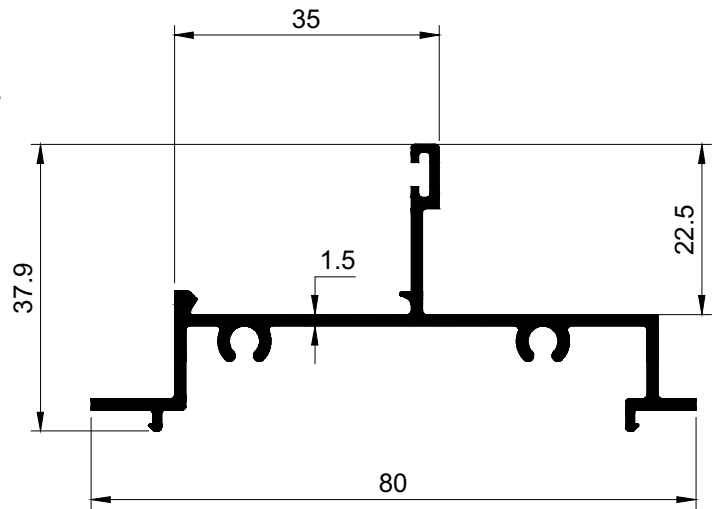


SECTION NO. - GL-112  
EST. WEIGHT - 0.586 KG./M.

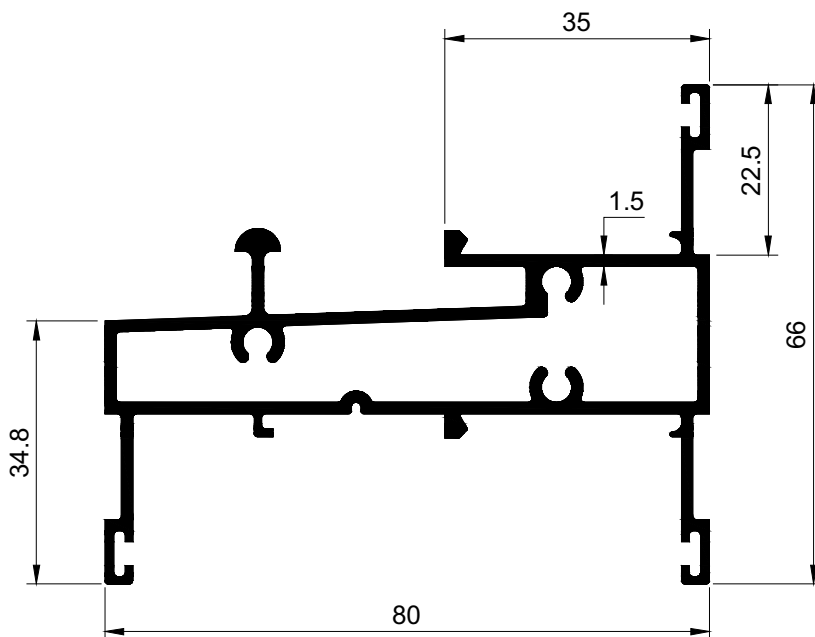
# 80mm Sliding & Fixed



SECTION NO. - 80SFL-1002  
EST. WEIGHT - 0.656 KG./M.

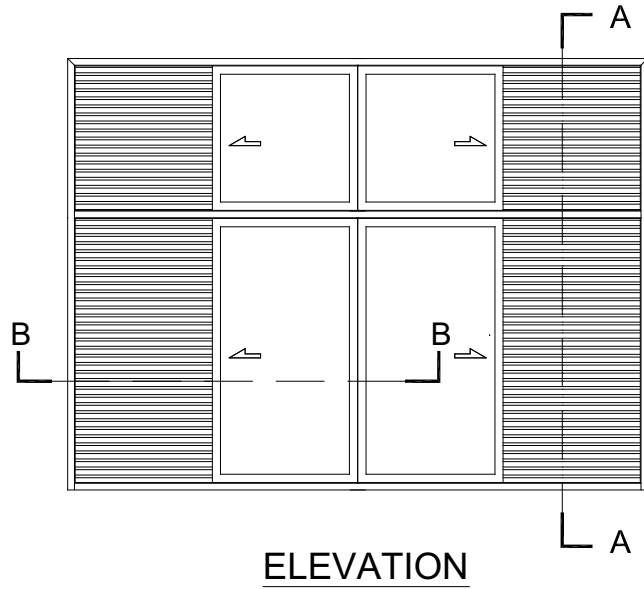
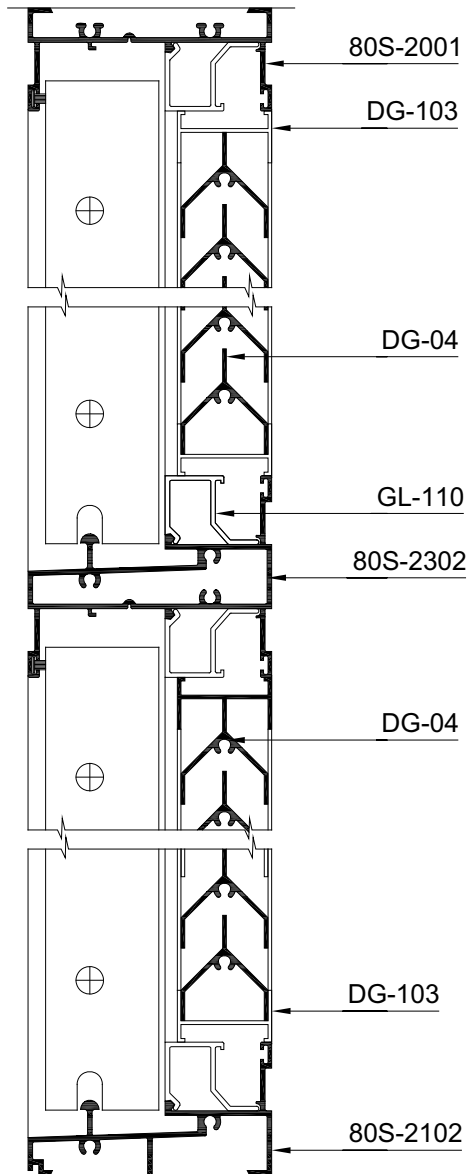


SECTION NO. - 80SFL-1004  
EST. WEIGHT - 0.662 KG./M.

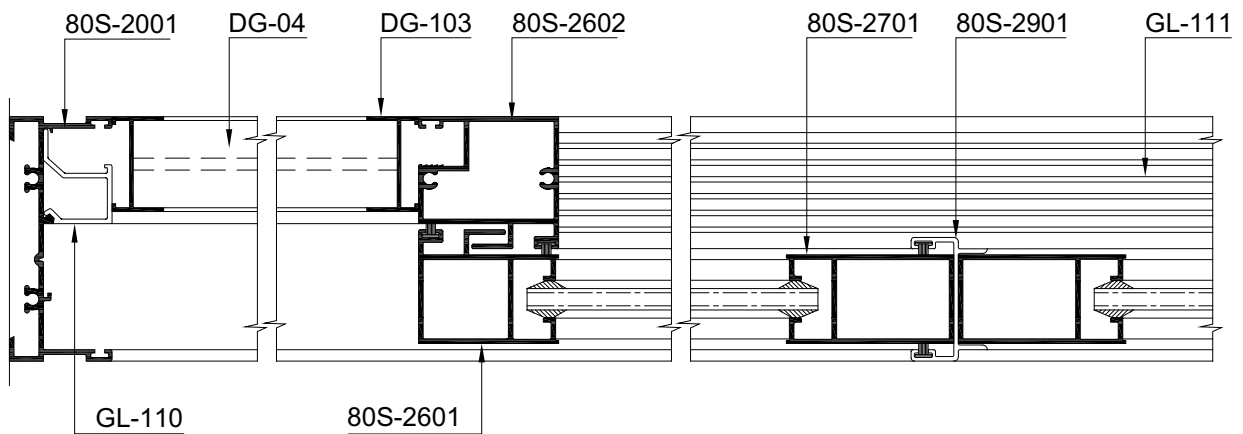


SECTION NO. - 80S-2302  
EST. WEIGHT - 1.424 KG./M.

# 80mm Sliding & Fixed (Louver)

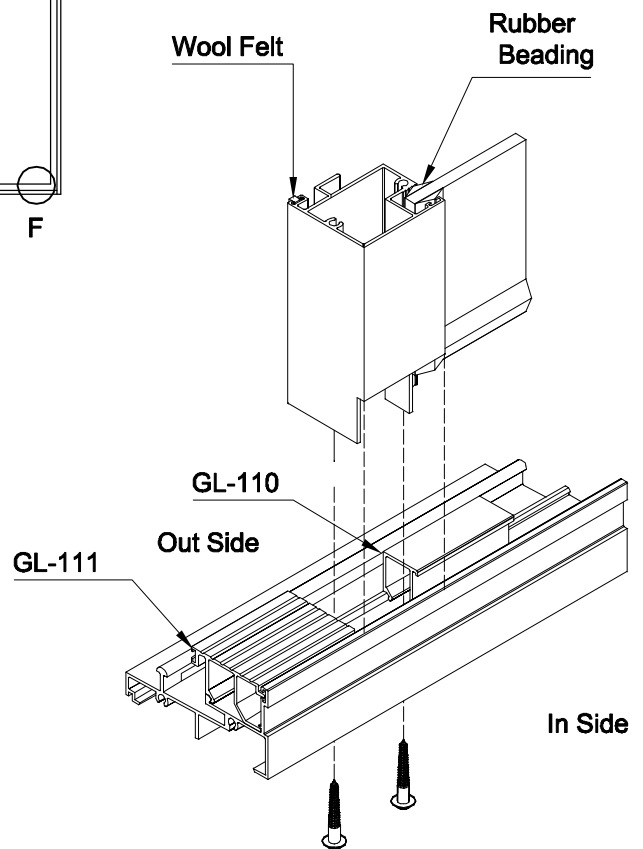
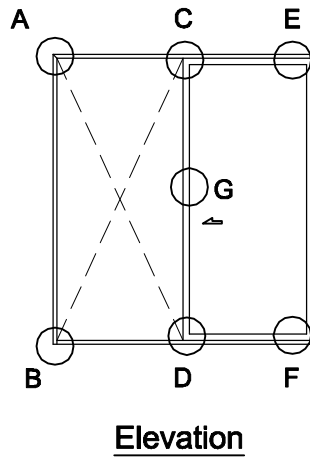
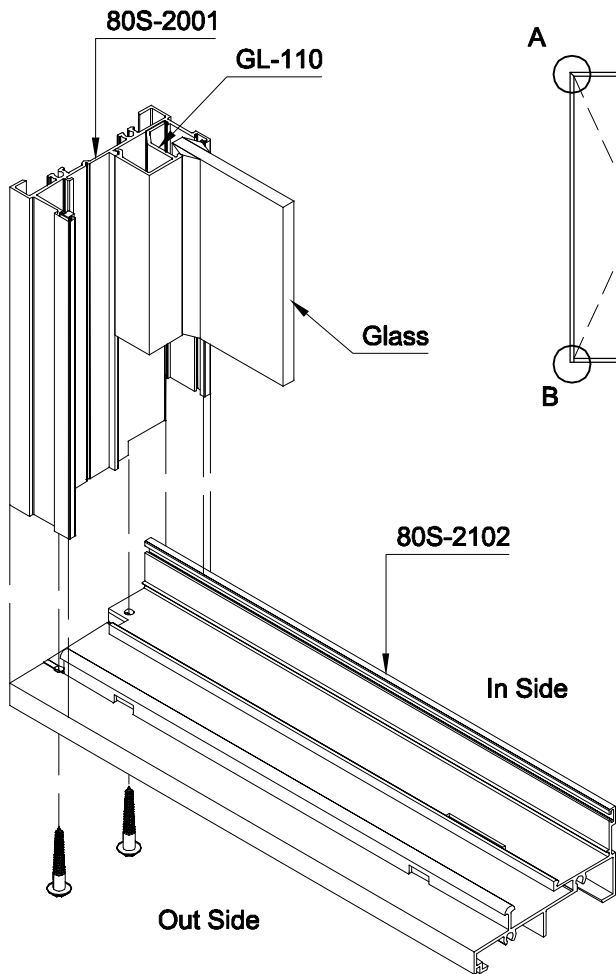
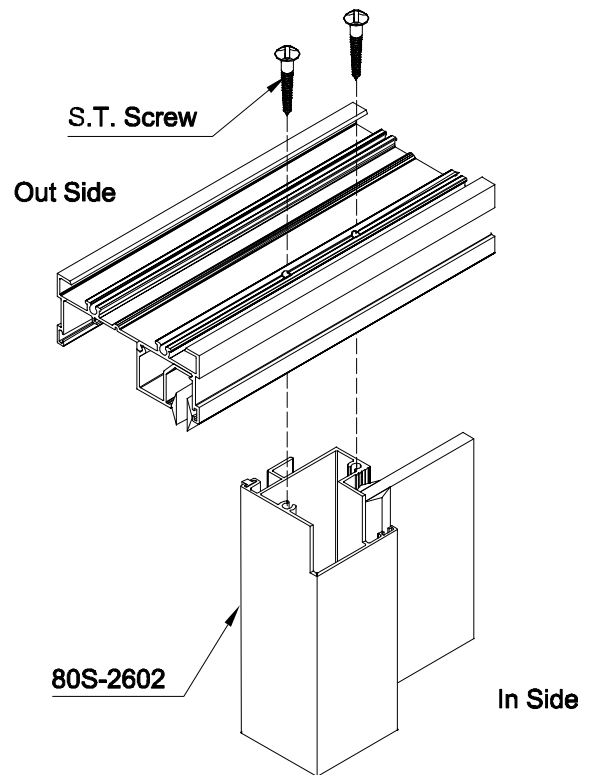
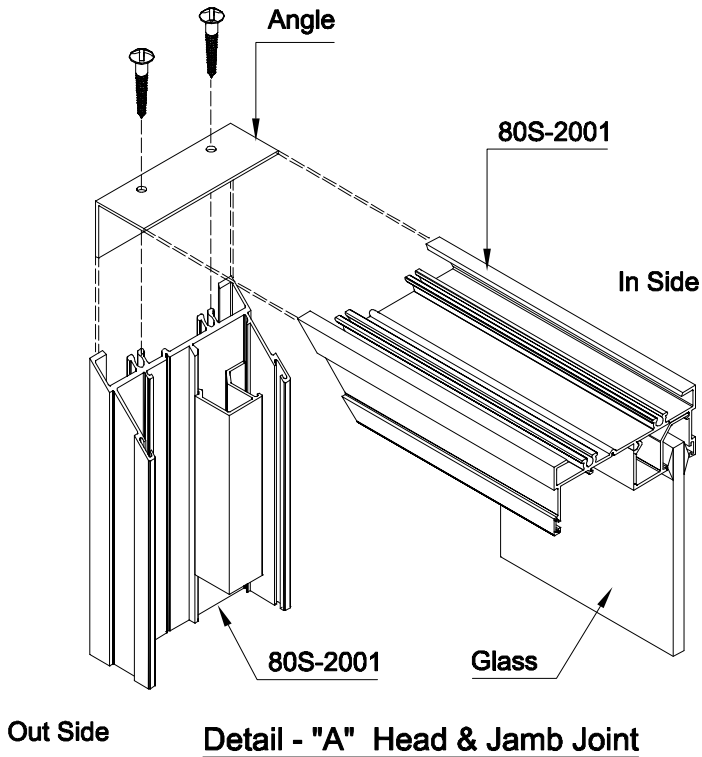


**SECTION :- A - A**



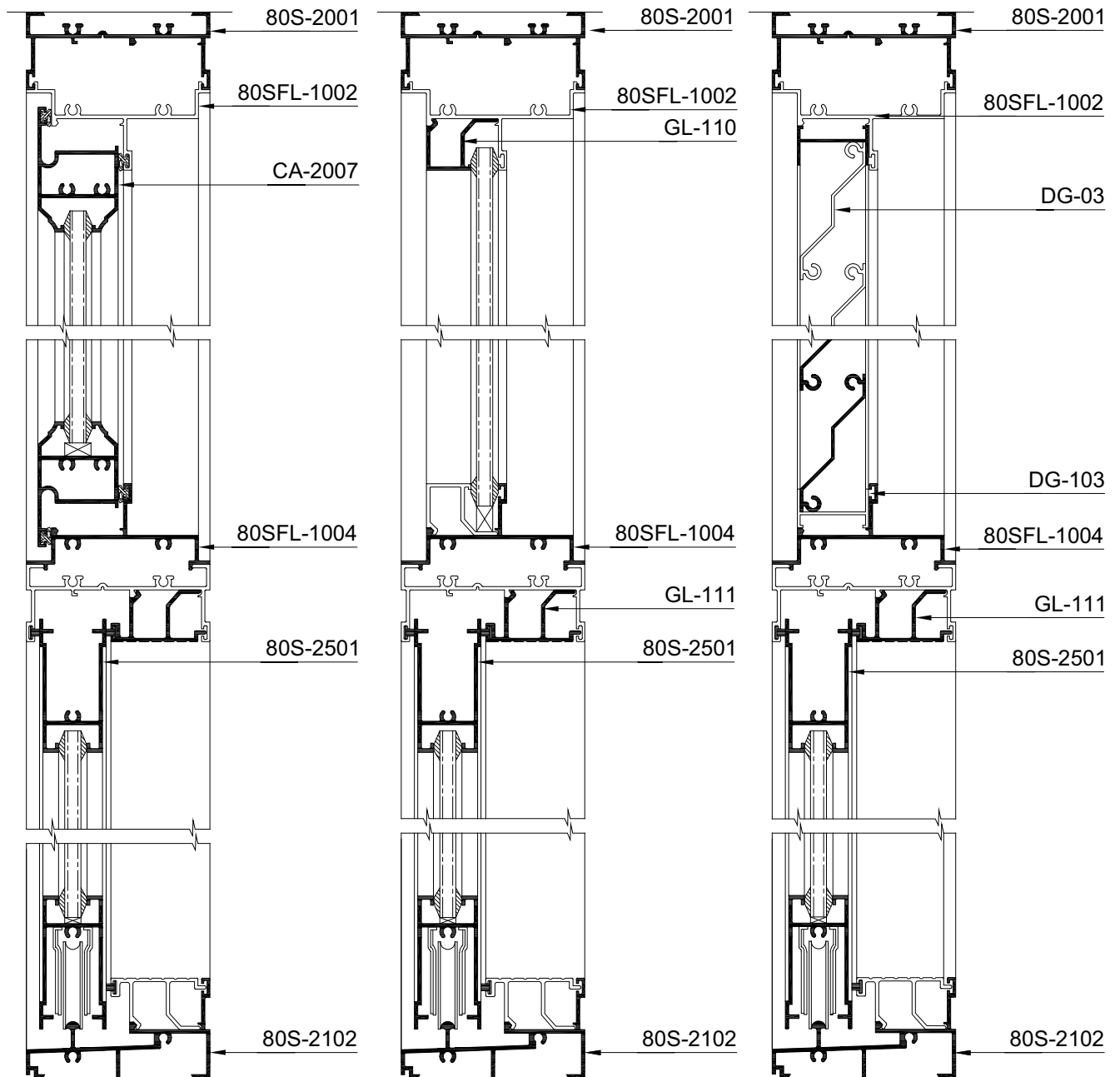
**SECTION :- B - B**

# 3D Assembly Detail Of 80mm Sliding Fixed





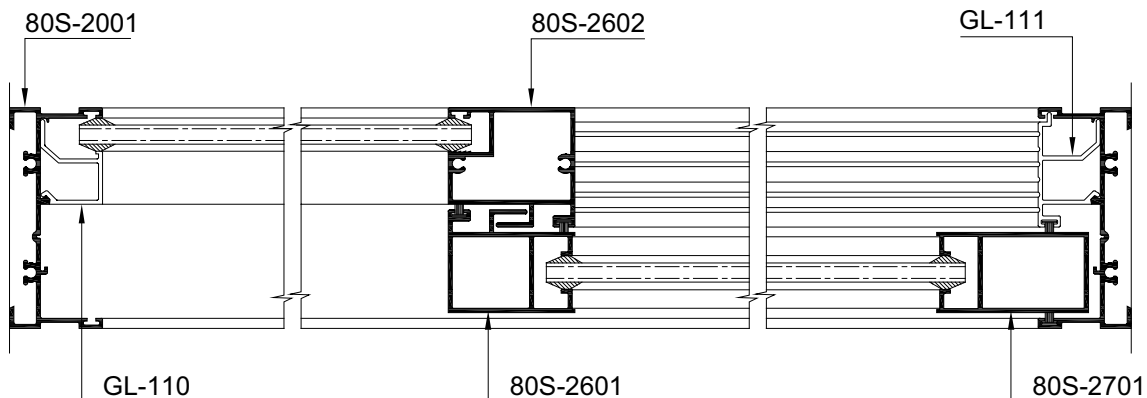
# 80mm Sliding & Fixed



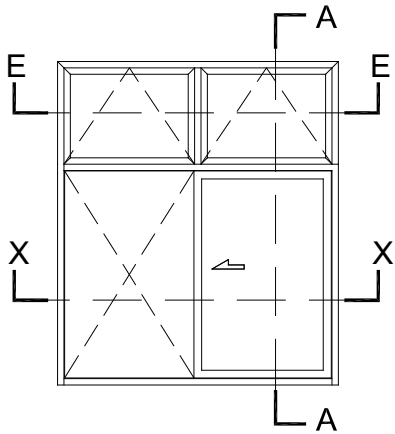
SECTION :- A - A

SECTION :- B - B

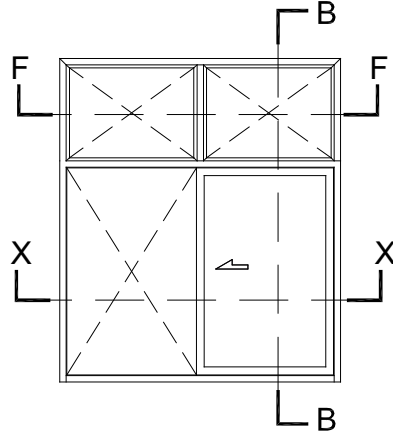
SECTION :- C - C



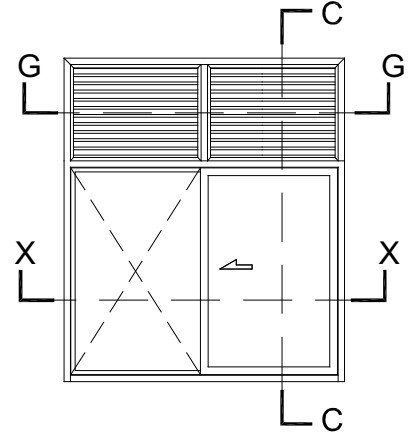
SECTION :- X - X



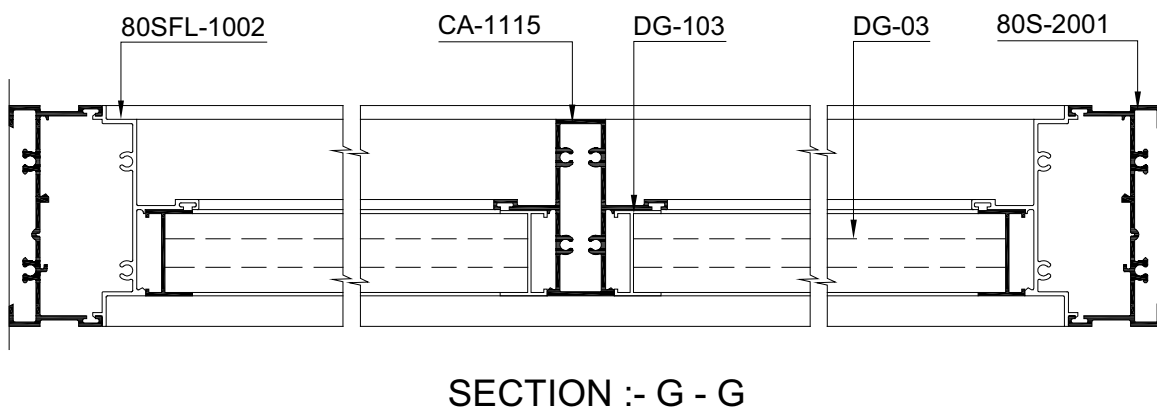
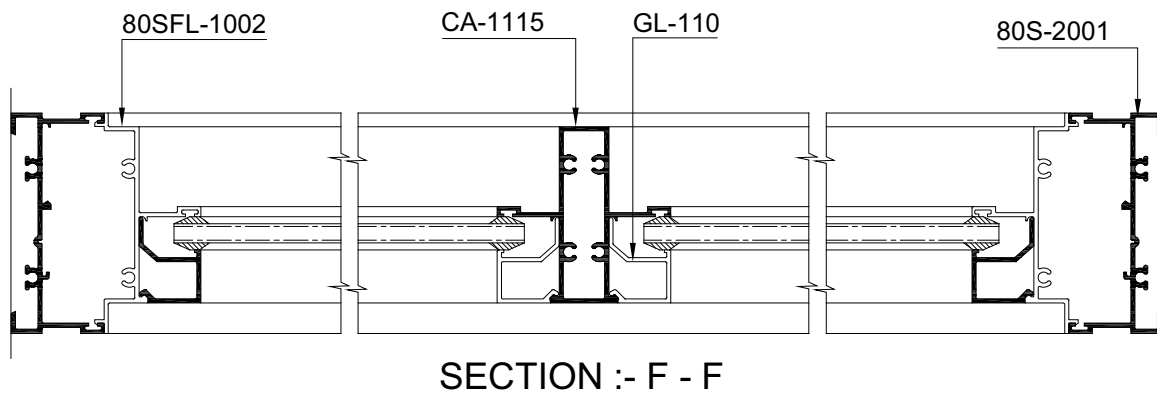
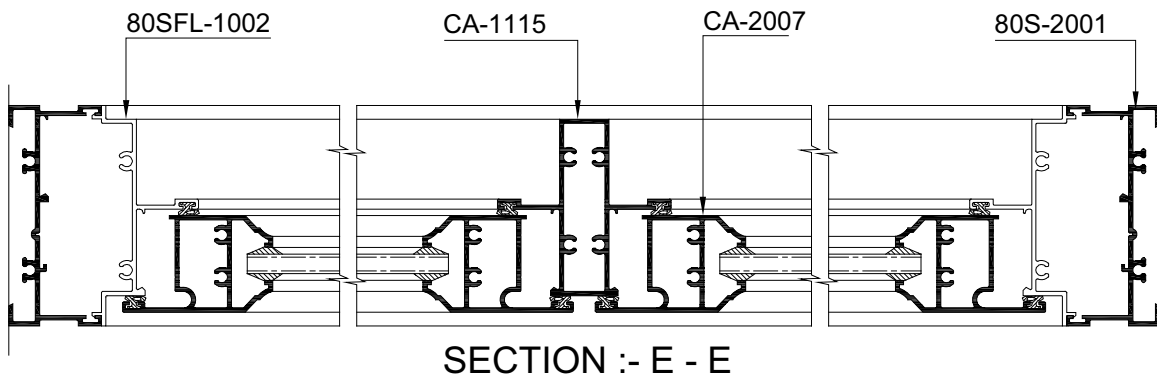
SLIDING FIX WITH  
TOP HUNG

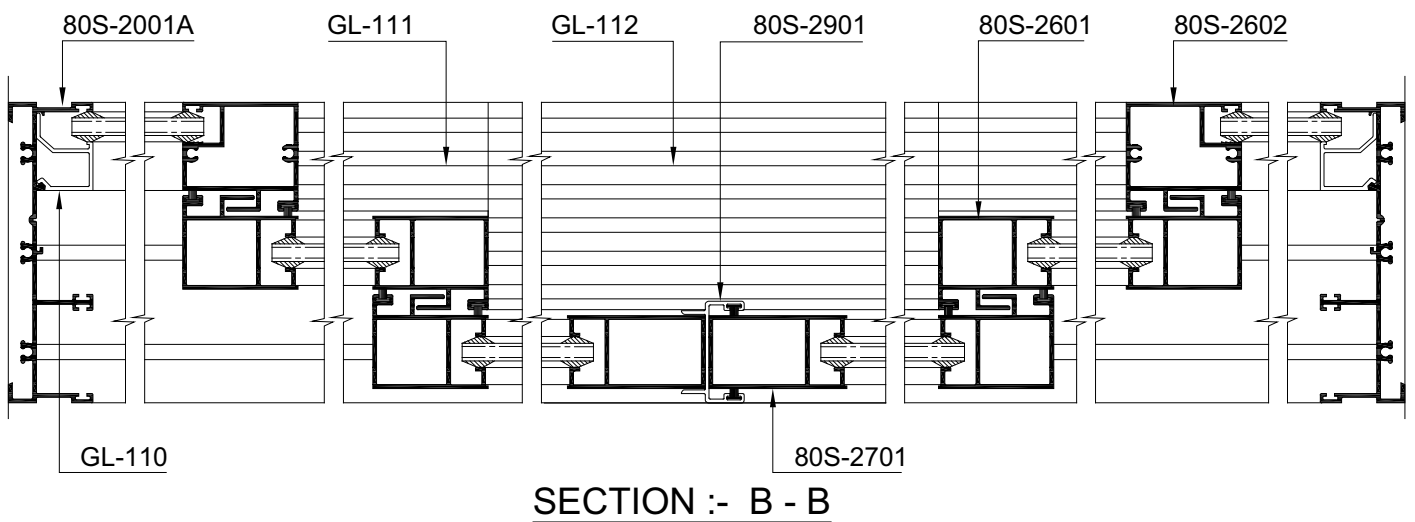
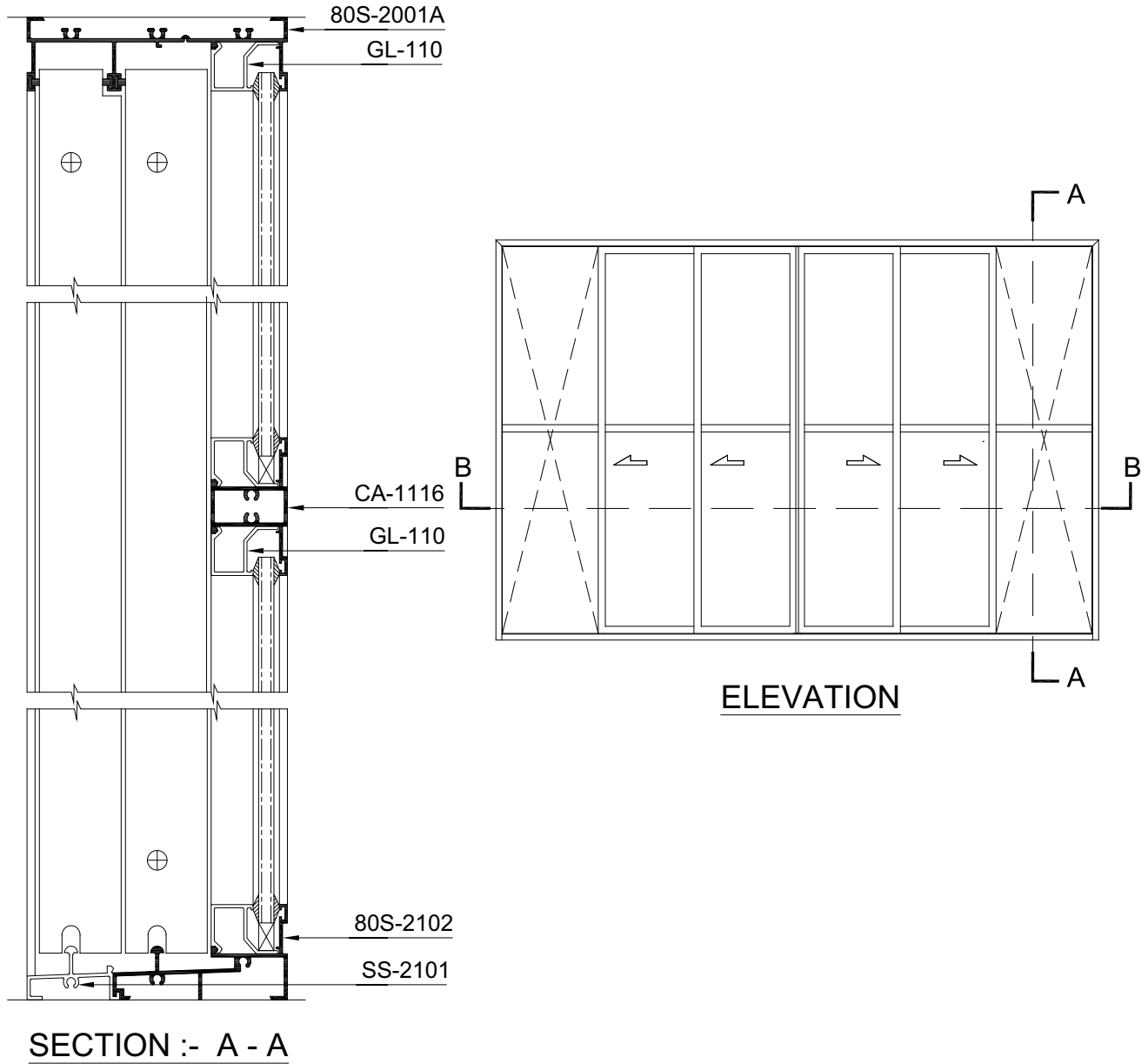


SLIDING FIX WITH  
TOP FIXED

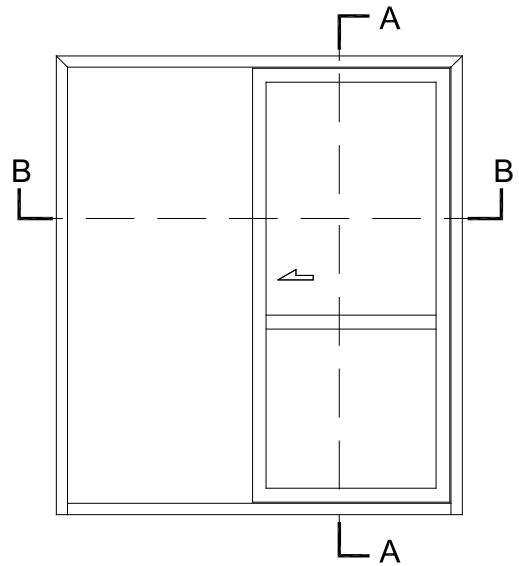
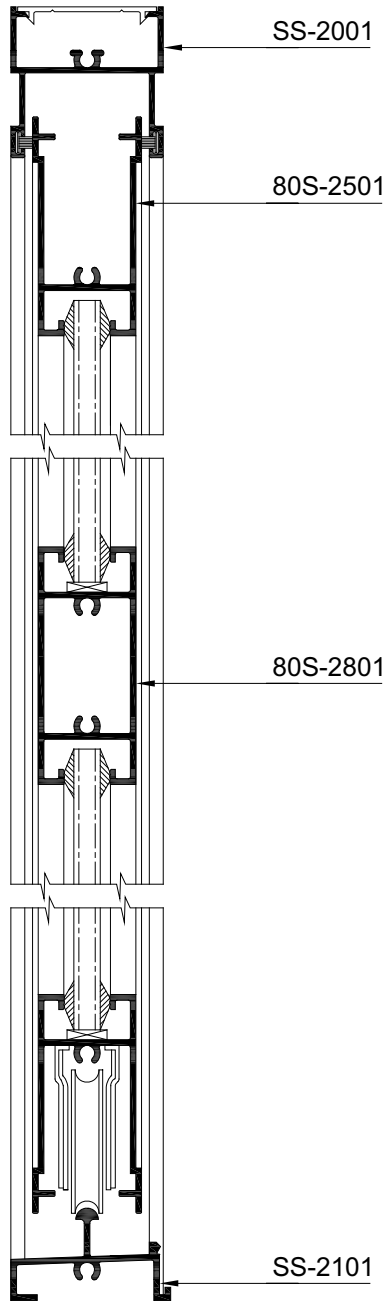


SLIDING FIX WITH  
TOP LOUVER



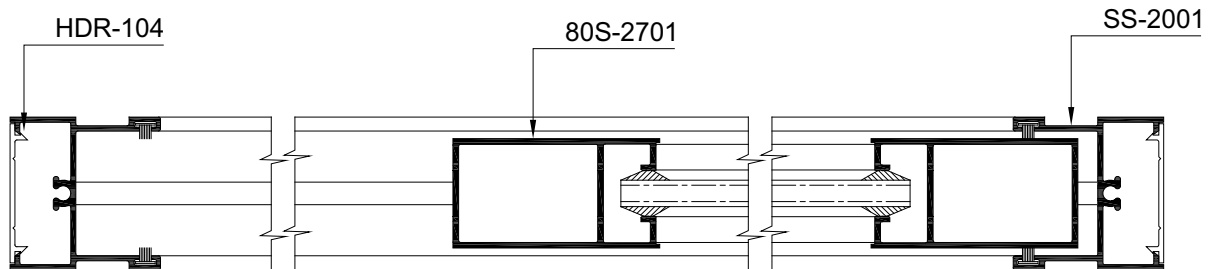


# Single Sliding

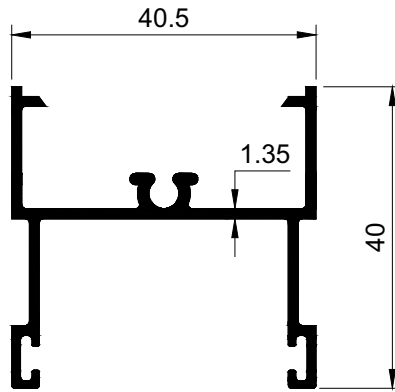


ELEVATION

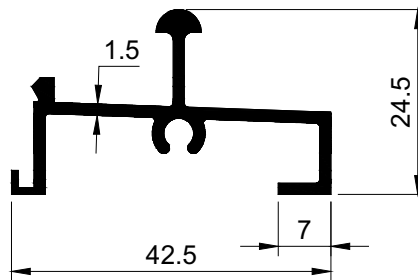
SECTION :- A - A



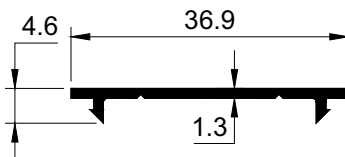
SECTION :- B - B



SECTION NO. - SS-2001  
EST. WEIGHT - 0.544 KG./M.

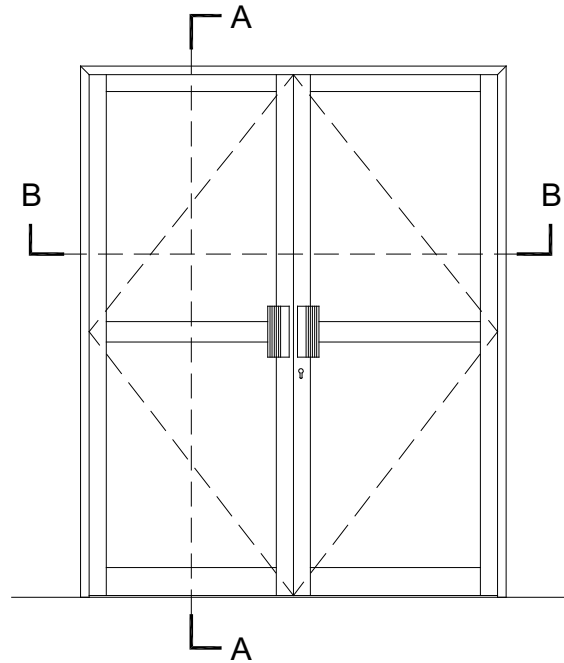
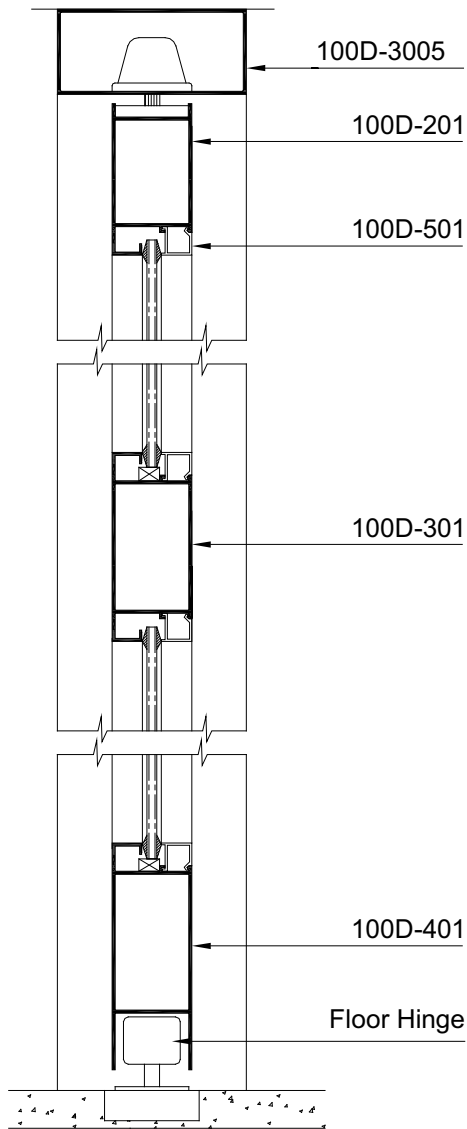


SECTION NO. - SS-2101  
EST. WEIGHT - 0.420 KG./M.



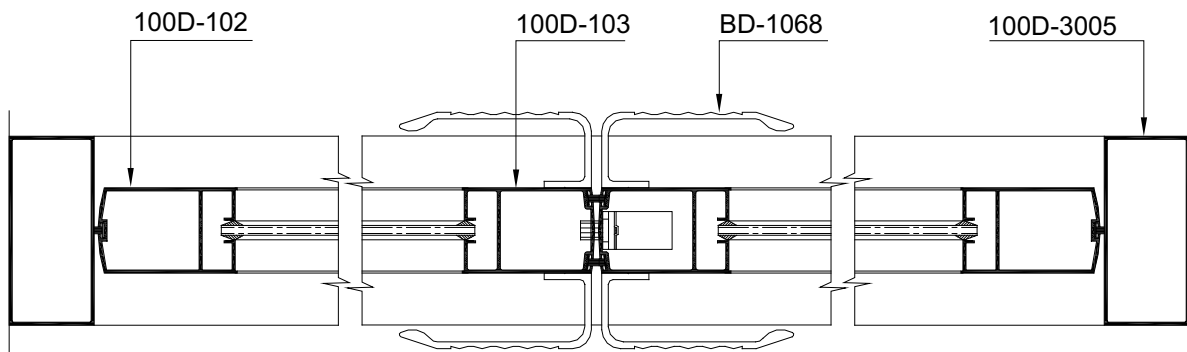
SECTION NO. - HDR-104  
EST. WEIGHT - 0.149 KG./M.

# 100mm Door (1.6mm Thk)



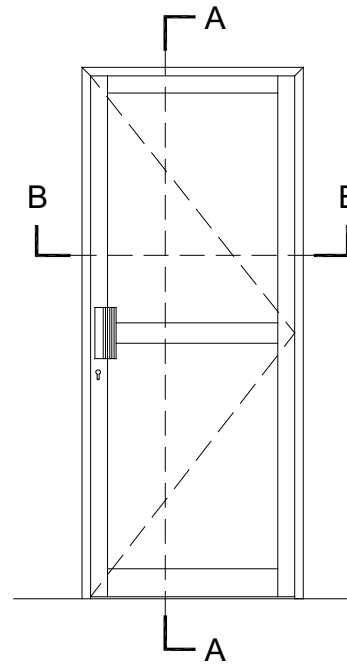
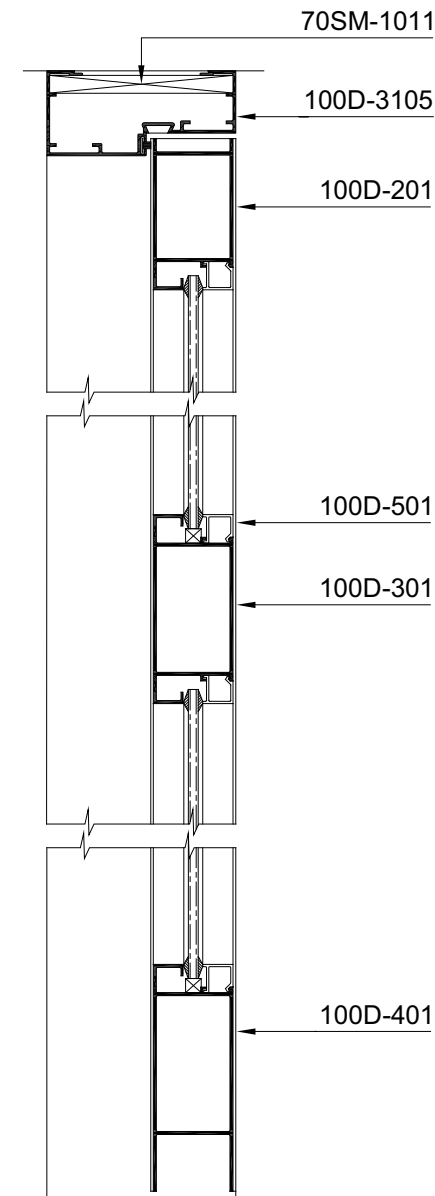
ELEVATION

SECTION :- A - A



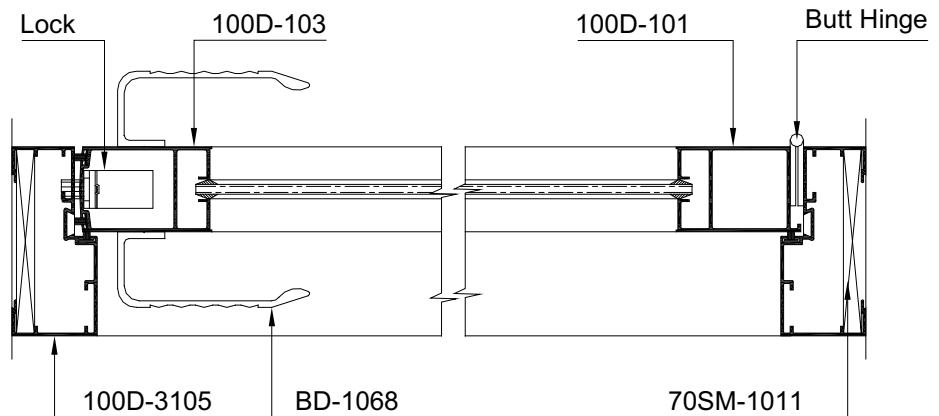
SECTION :- B - B

# 100mm Door (1.6mm Thk)



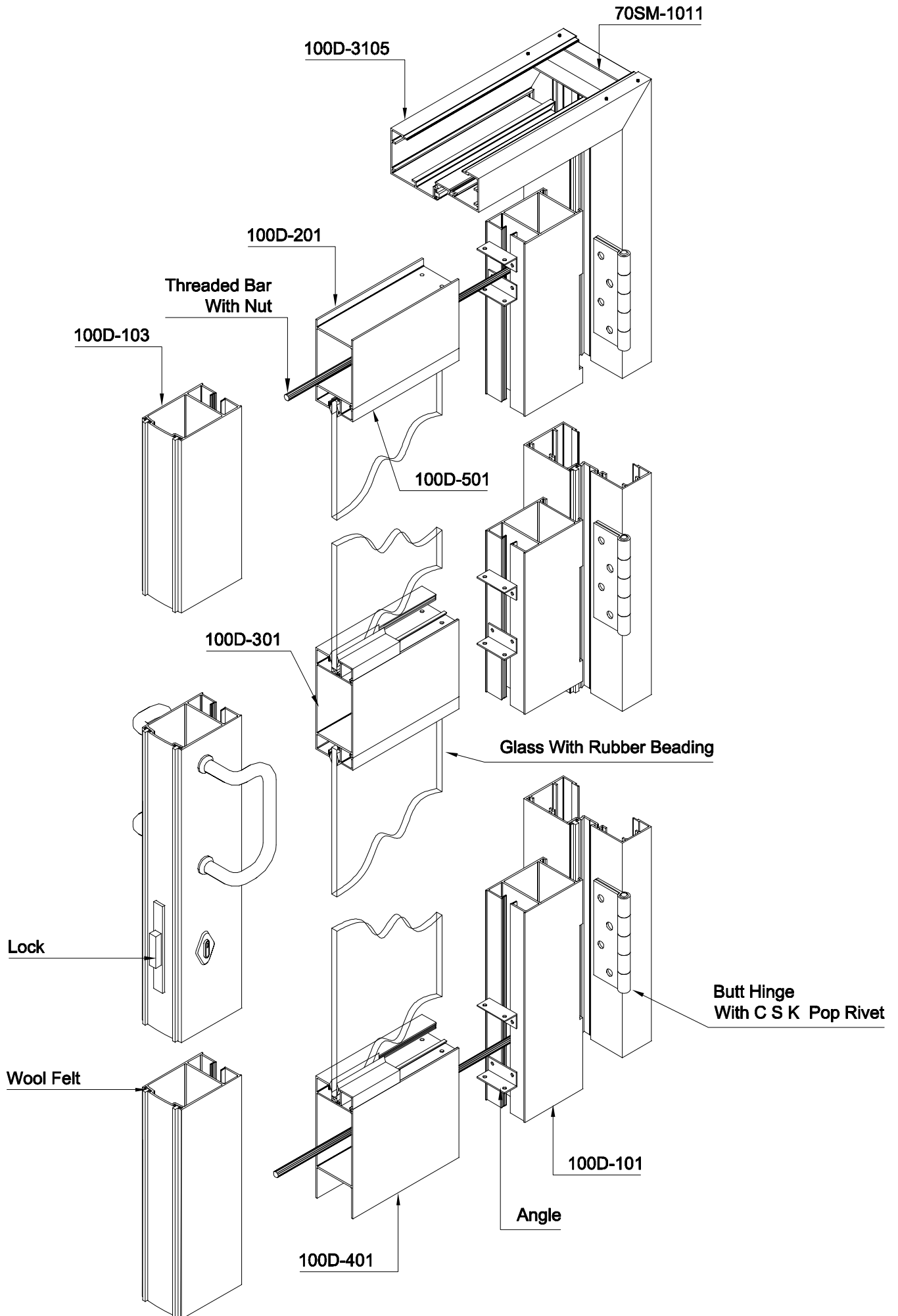
ELEVATION

SECTION :- A - A



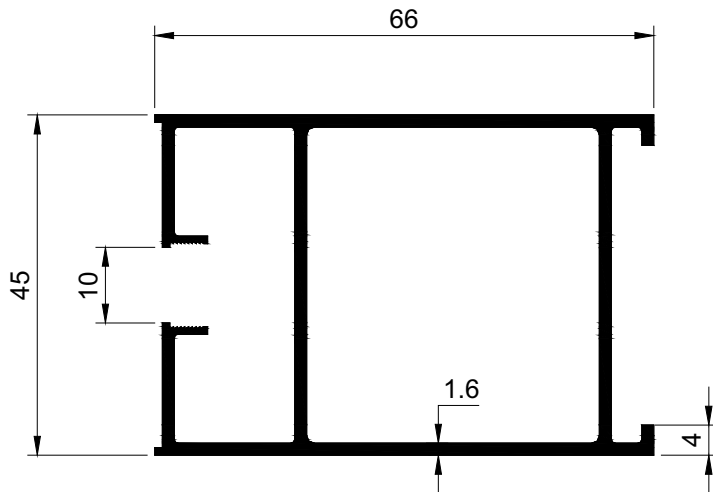
SECTION :- B - B

# 3D Assembly Detail Of 100mm Door

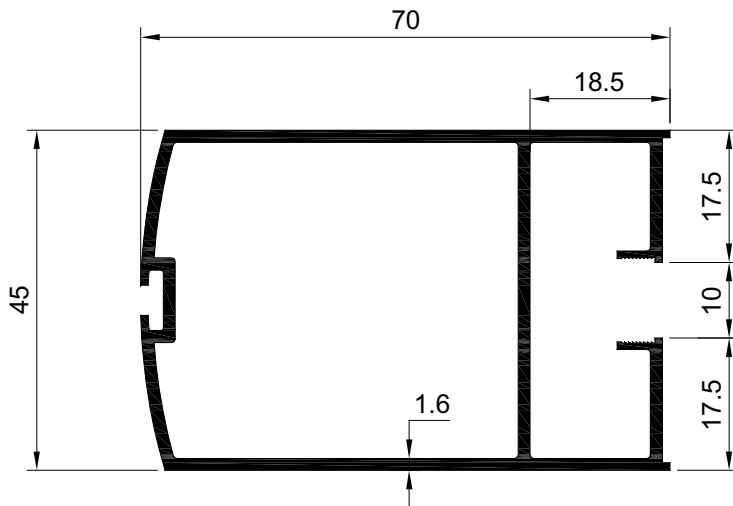


# 100mm Door (1.6mm Thk)

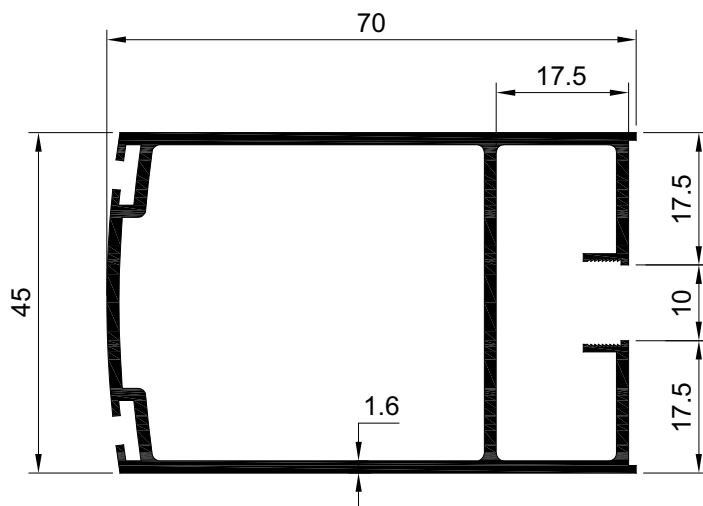
Group 04  
Page 04



SECTION NO. - 100D - 101  
EST. WEIGHT - 1.107 KG./M.



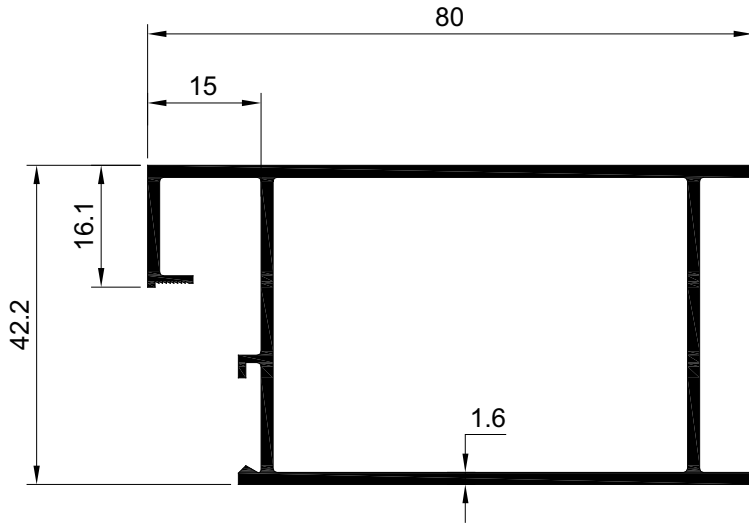
SECTION NO. - 100D - 102  
EST. WEIGHT - 1.132 KG./M.



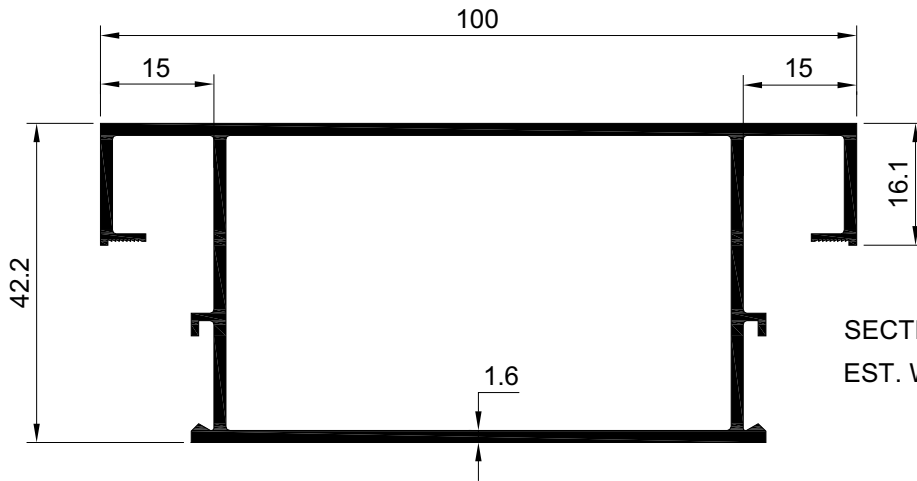
SECTION NO. - 100D - 103  
EST. WEIGHT - 1.155 KG./M.

# 100mm Door (1.6mm Thk)

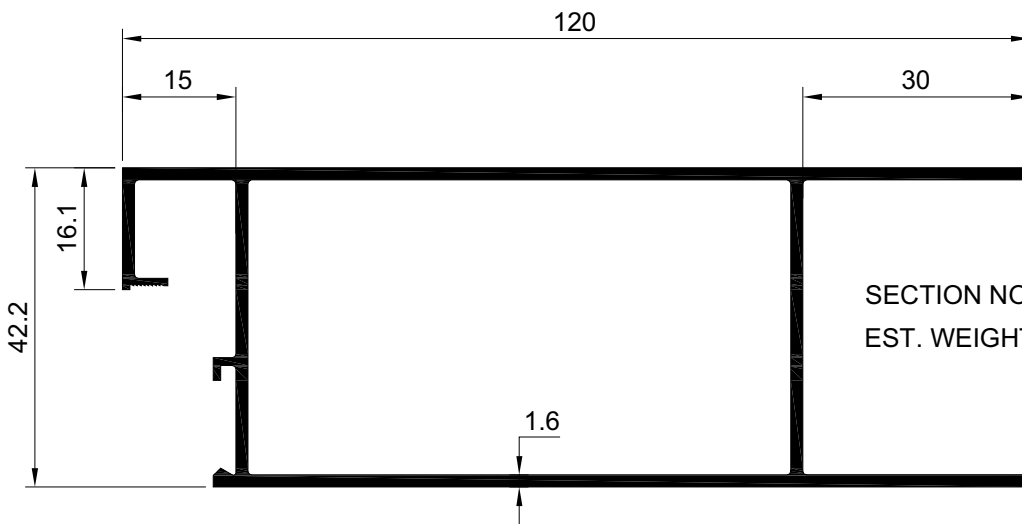
Group 04  
Page 05



SECTION NO. - 100 D -201  
EST. WEIGHT - 1.066 KG./M.



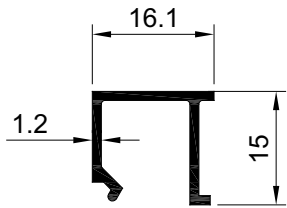
SECTION NO. - 100D - 301  
EST. WEIGHT - 1.276 KG./M.



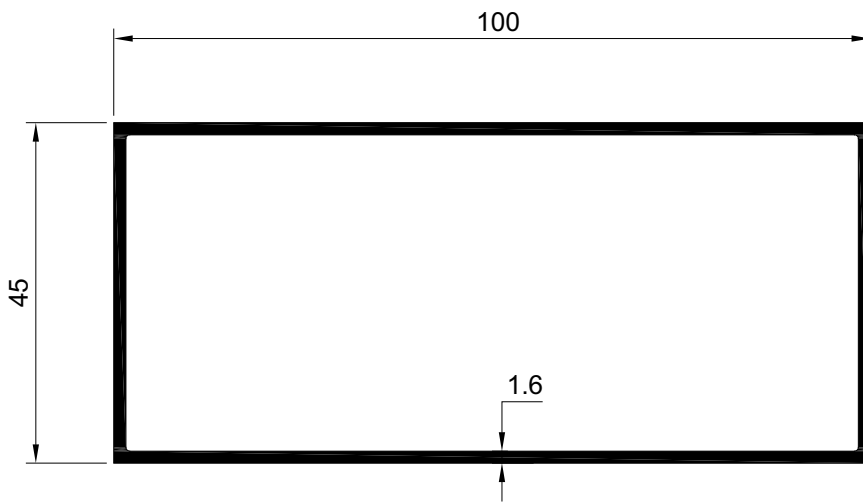
SECTION NO. - 100D - 401  
EST. WEIGHT - 1.412 KG./M.

# 100mm Door (1.6mm Thk)

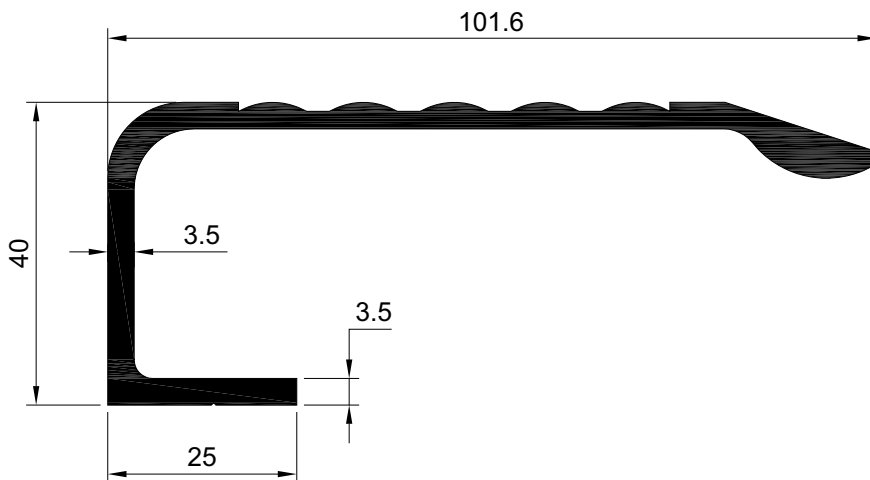
Group 04  
Page 06



SECTION NO. - 100 D - 501  
EST. WEIGHT - 0.151 KG./M.

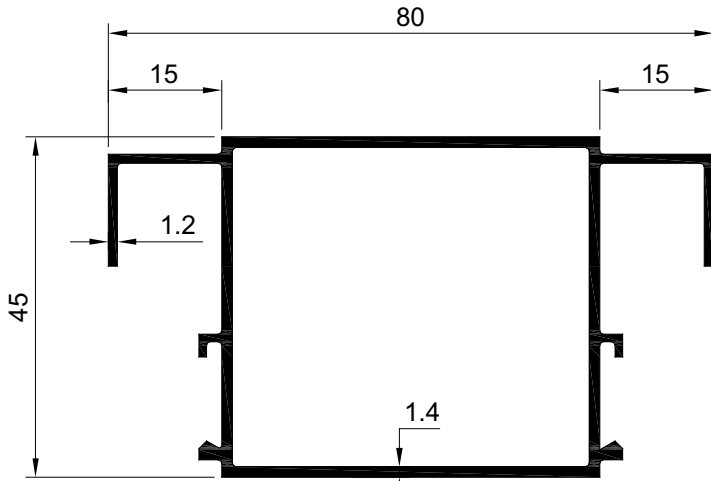


SECTION NO. - 100 D- 3005  
EST. WEIGHT - 1.226 KG./M.

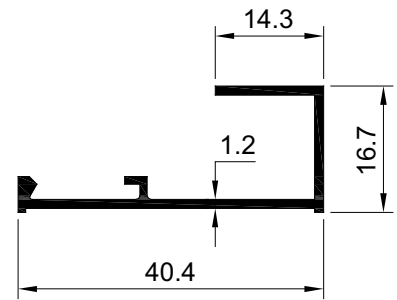


SECTION NO. - BD-1068  
EST. WEIGHT - 1.474 KG./M.

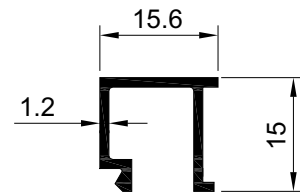
# 100mm Door



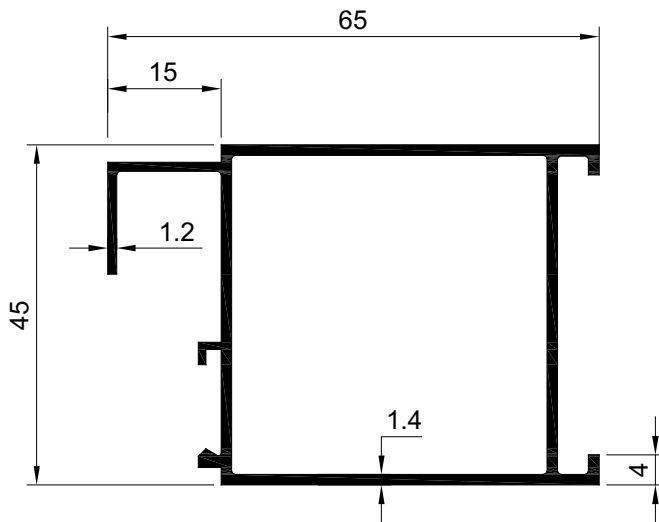
SECTION NO. - 100 D - 3004 - A  
EST. WEIGHT - 0.950 KG./M.



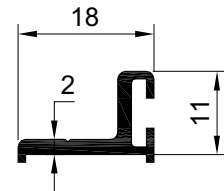
SECTION NO. - 100 D - 1917  
EST. WEIGHT - 0.255 KG./M.



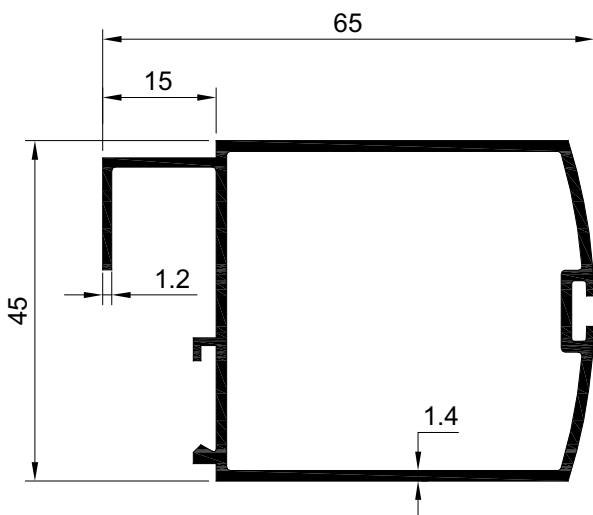
SECTION NO. - 100 D - 1914  
EST. WEIGHT - 0.159 KG./M.



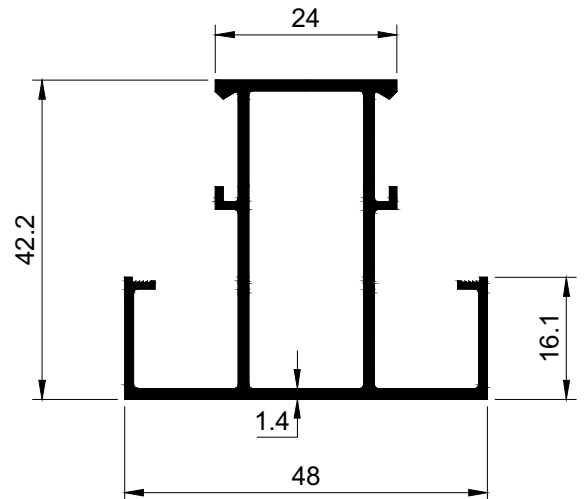
SECTION NO. - 100 D - 3503  
EST. WEIGHT - 0.840 KG./M.



SECTION NO. - 70 D - 1910  
EST. WEIGHT - 0.159 KG./M.

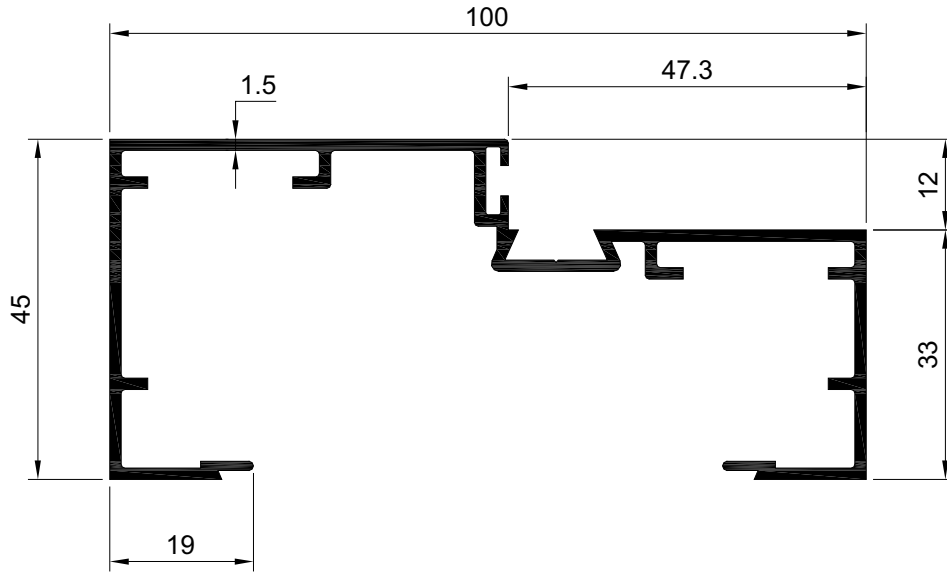


SECTION NO. - 100 D - 3503 A  
EST. WEIGHT - 0.830 KG./M.

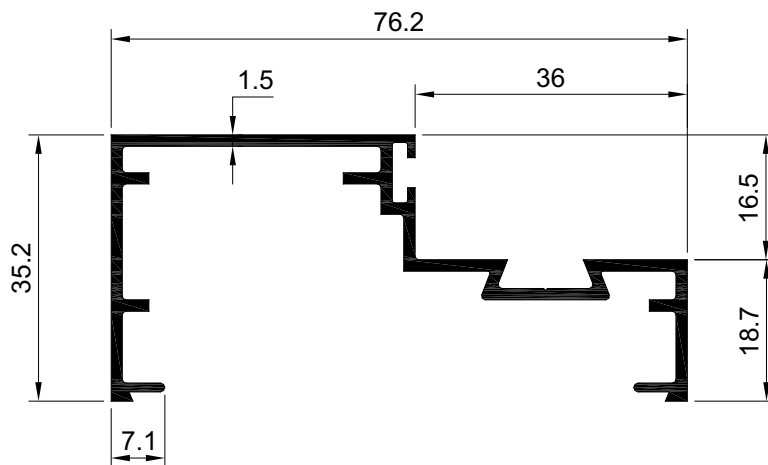


SECTION NO. - 100 D - 302  
EST. WEIGHT - 0.716 KG./M.

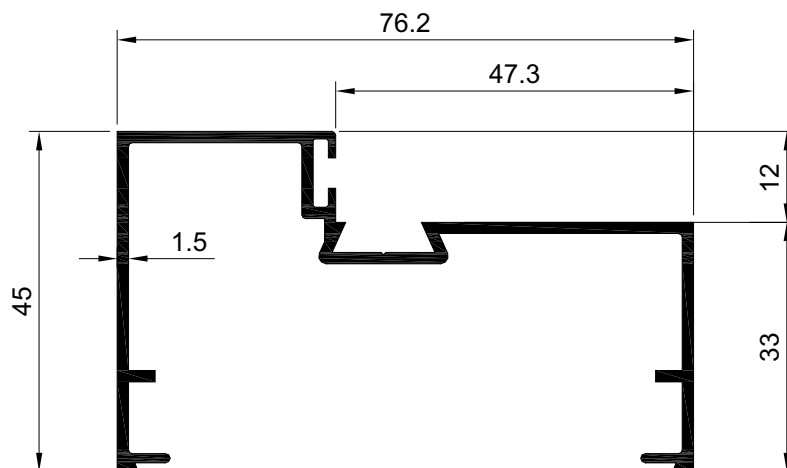
# 100mm Door



SECTION NO. - 100D - 3105  
EST. WEIGHT - 1.100 KG./M.



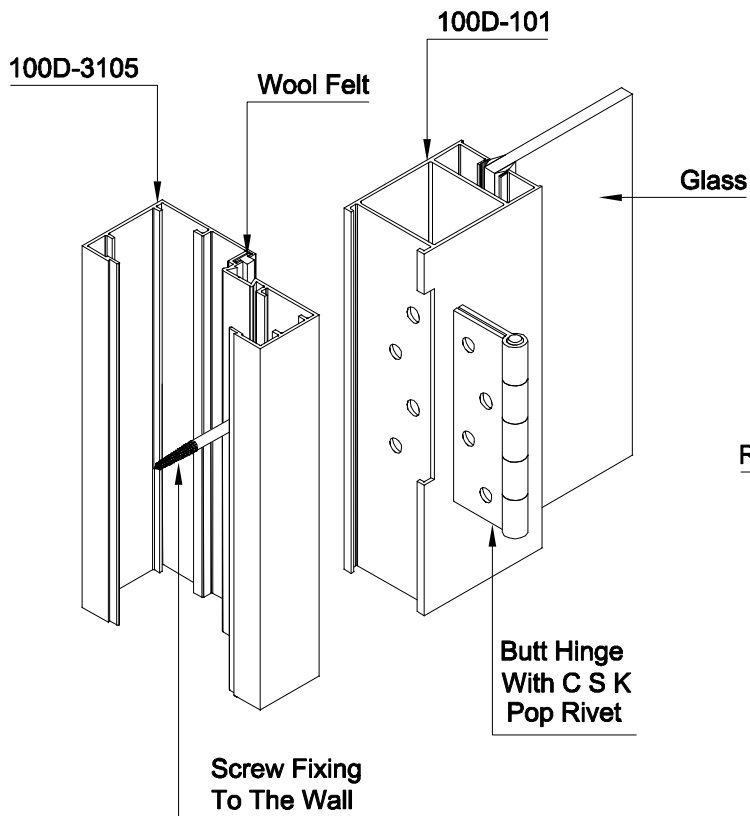
SECTION NO. - 76D - 3101  
EST. WEIGHT - 0.753 KG./M.



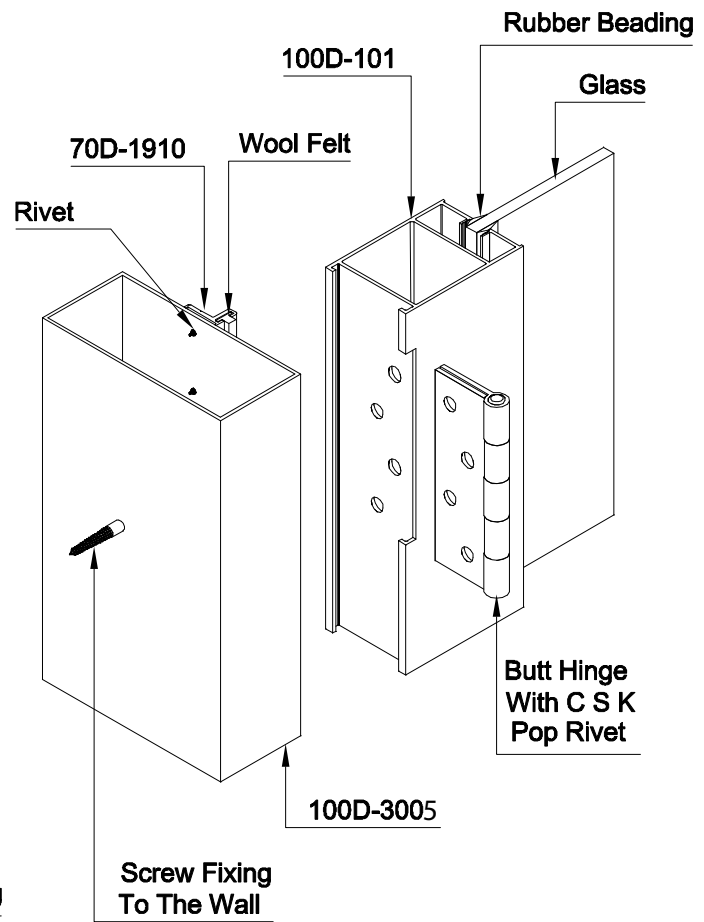
SECTION NO. - 76D-3102  
EST. WEIGHT - 0.803 KG./M.

# 3D Assembly Detail Of Butt Hinge Door

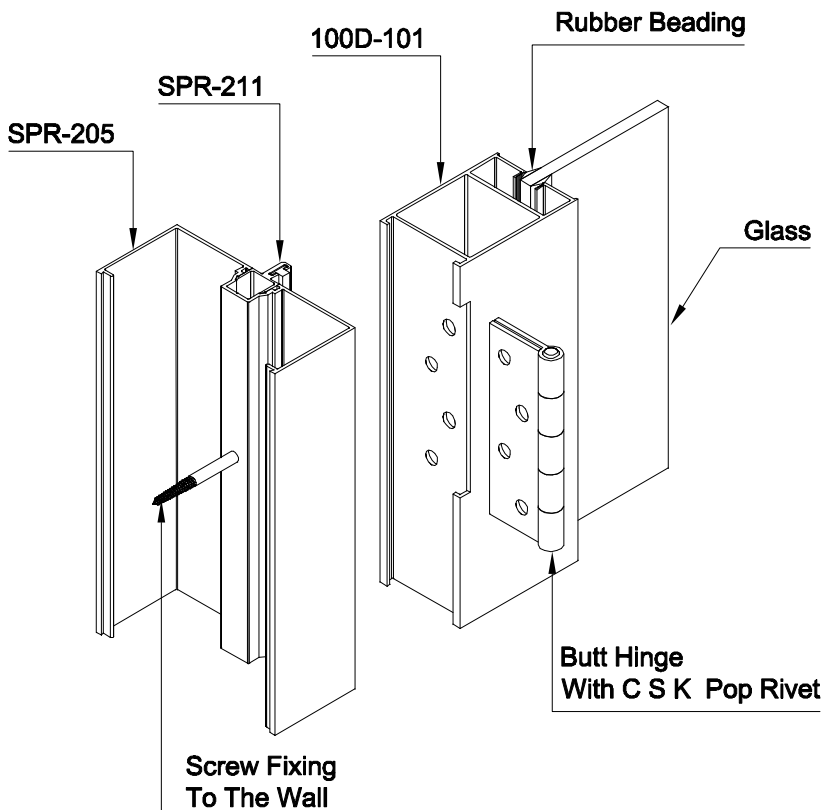
Group 04  
Page 09



Door Sash With 100D-3105

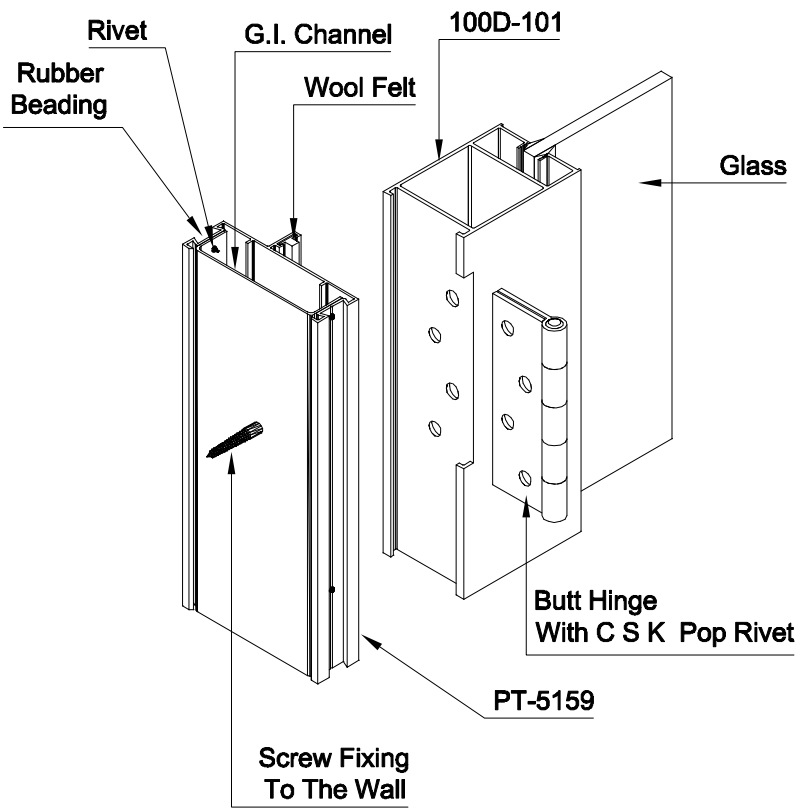


Door Sash With 100D-3005

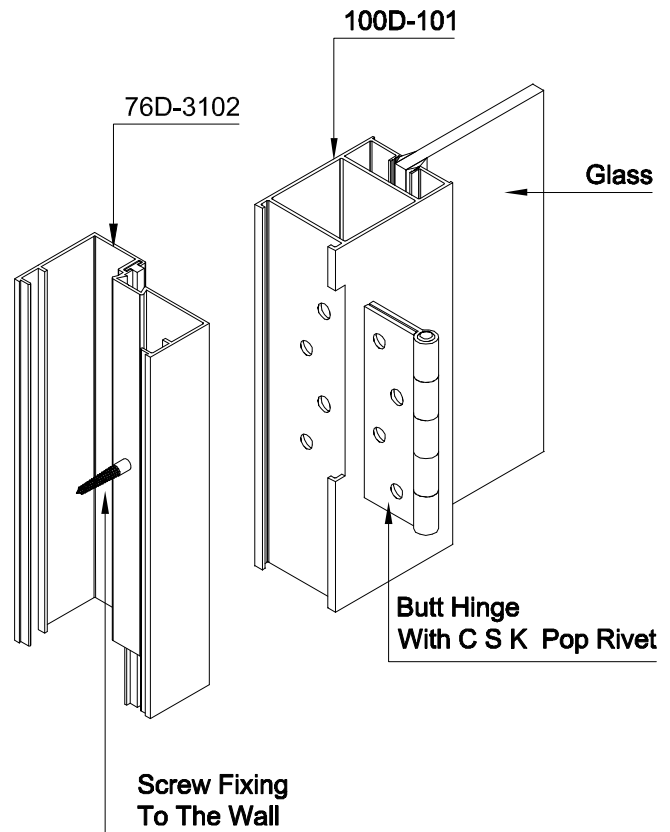


Door Sash With SPR-205

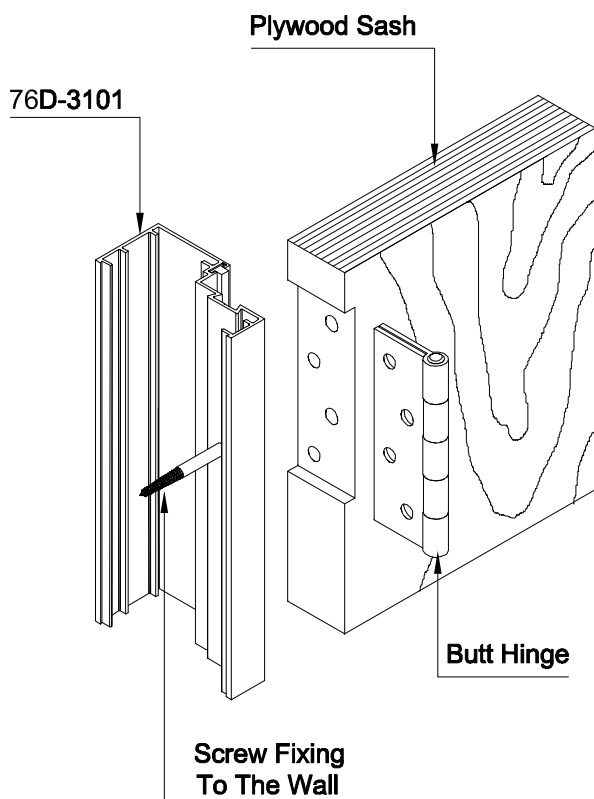
# 3D Assembly Detail Of Butt Hinge Door



Door Sash With PT-5159

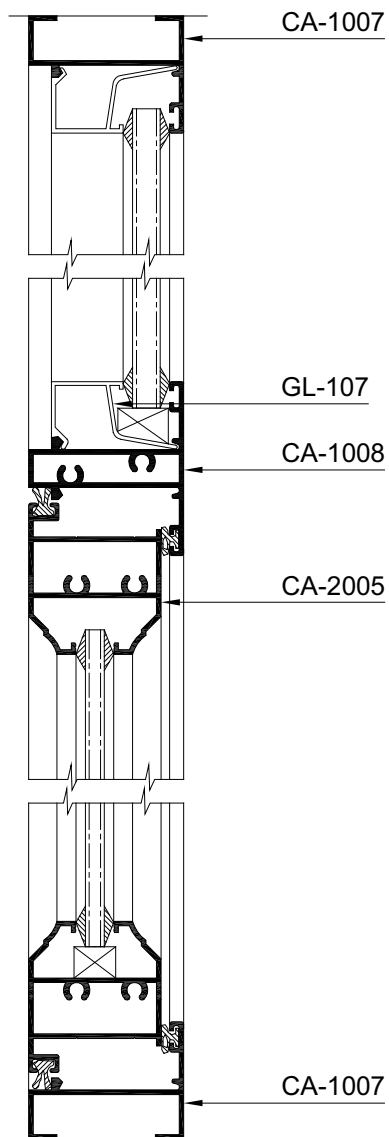


Door Sash With 76D-3102

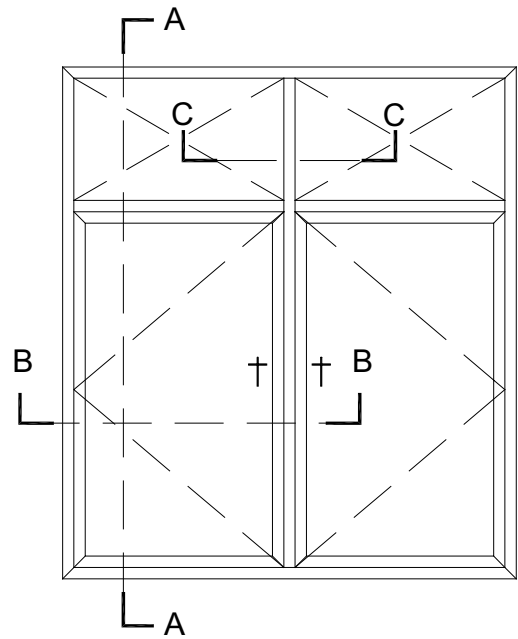


Plywood Sash With 76D-3101

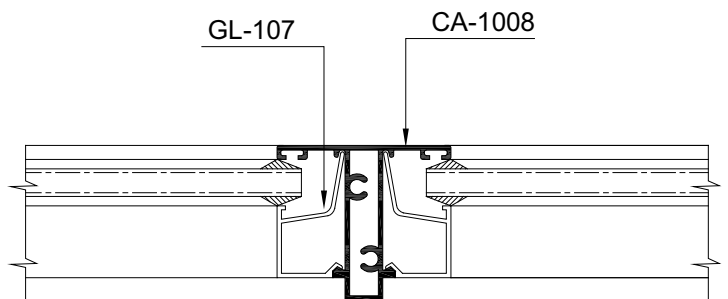
# 41mm Casement



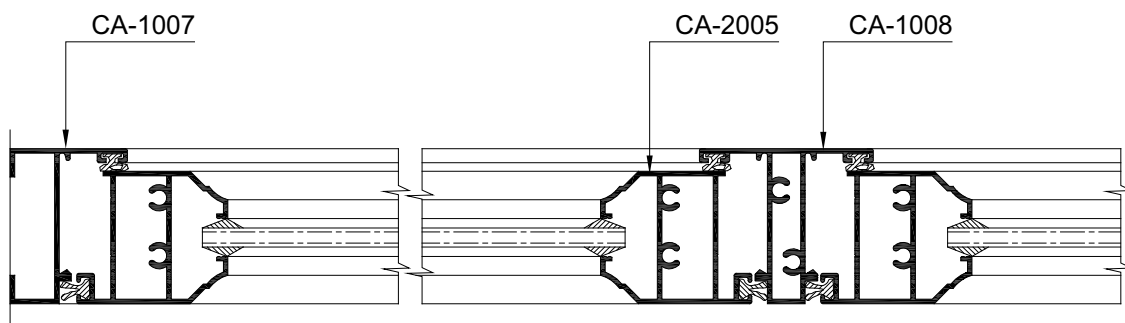
SECTION :- A-A



ELEVATION

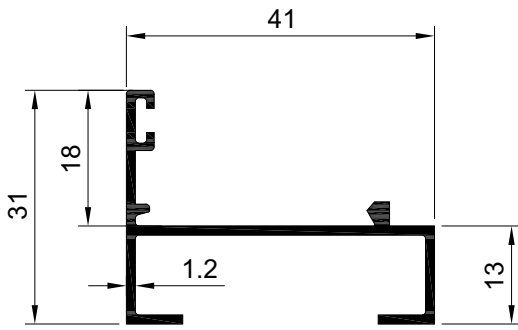


SECTION :- C-C

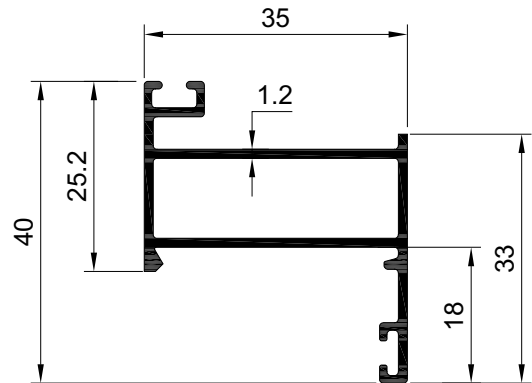


SECTION :- B-B

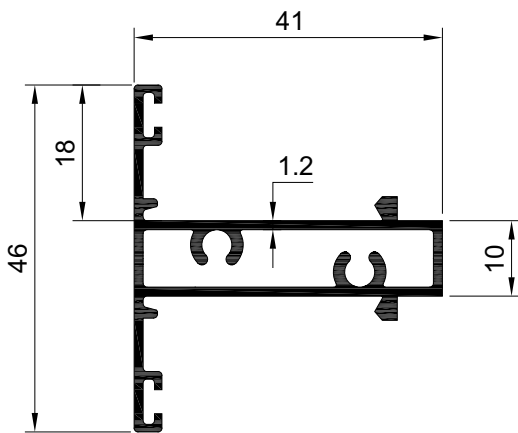
# 41mm Casement & Louver



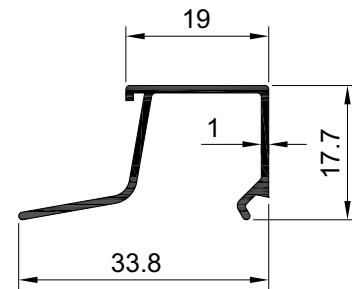
SECTION NO. - CA-1007  
EST. WEIGHT - 0.358 KG./M.



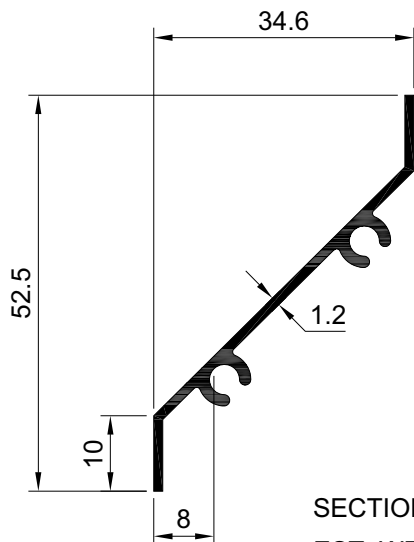
SECTION NO. - CA-2004  
EST. WEIGHT - 0.472 KG./M.



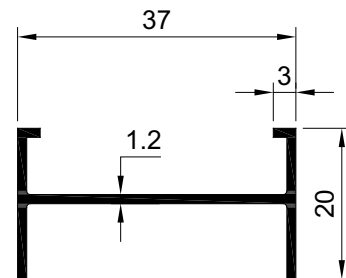
SECTION NO. - CA-1008  
EST. WEIGHT - 0.612 KG./M.



SECTION NO. - GL-107  
EST. WEIGHT - 0.186 KG./M.

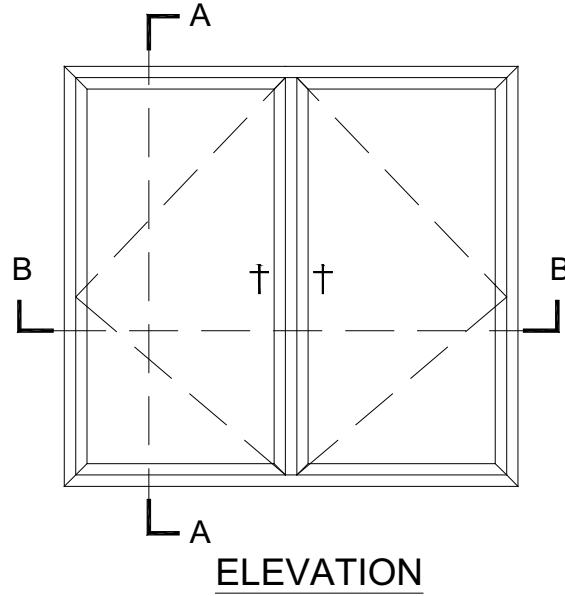
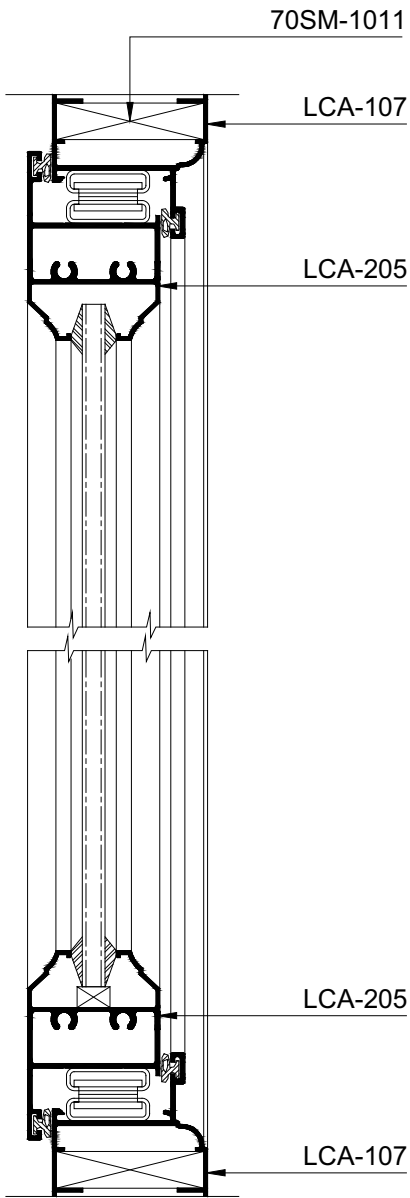


SECTION NO. - DG-01  
EST. WEIGHT - 0.298 KG./M.

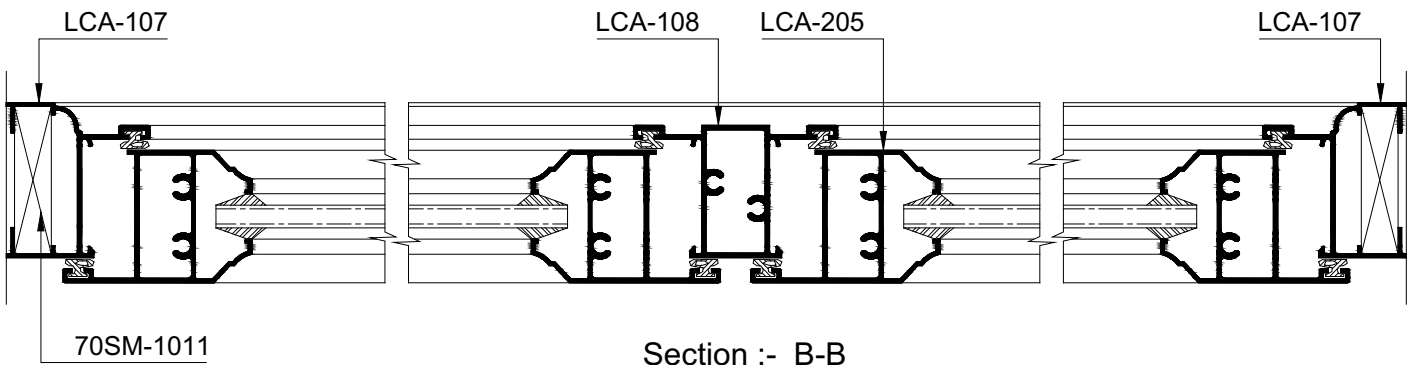


SECTION NO. - DG-101  
EST. WEIGHT - 0.254 KG./M.

# 41mm Lapped Casement

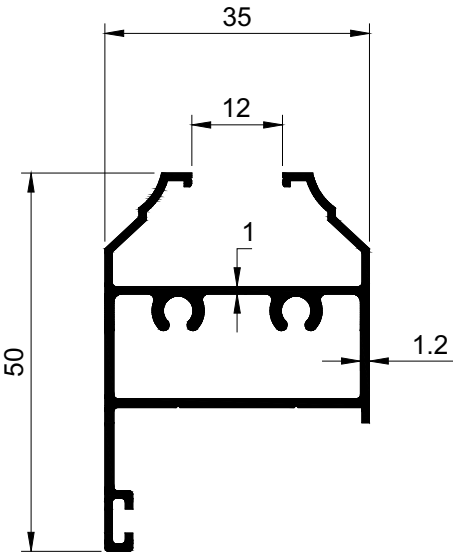


Section :- A-A

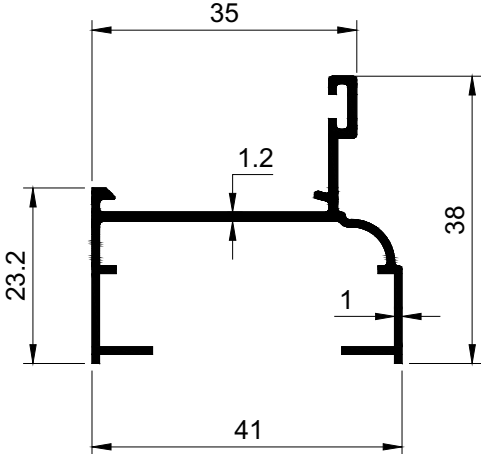


Section :- B-B

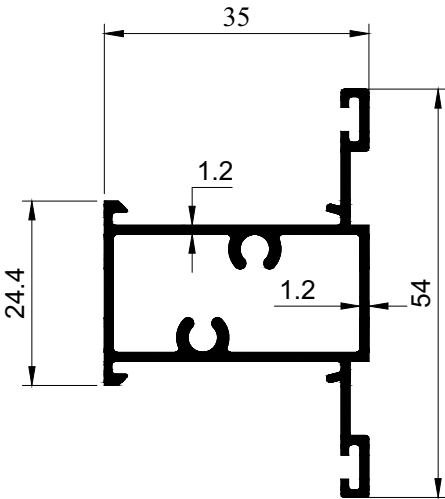
# 41mm Lapped Casement



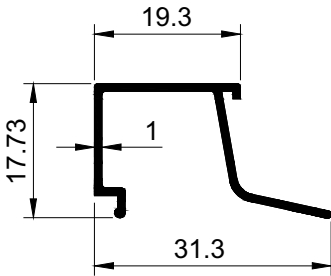
SECTION NO. - LCA-205  
EST. WEIGHT - 0.592 KG./M.



SECTION NO. - LCA-107  
EST. WEIGHT - 0.372 KG./M.

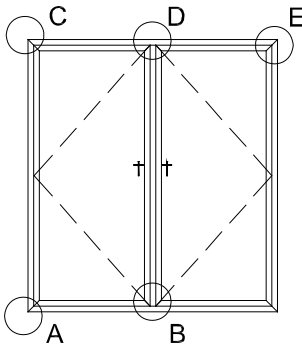


SECTION NO. - LCA-108  
EST. WEIGHT - 0.614 KG./M.

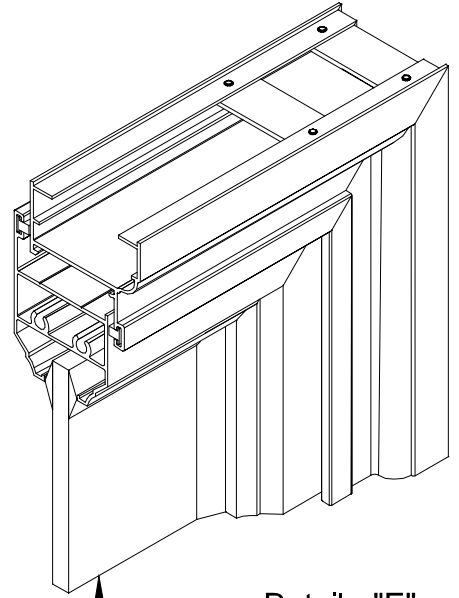
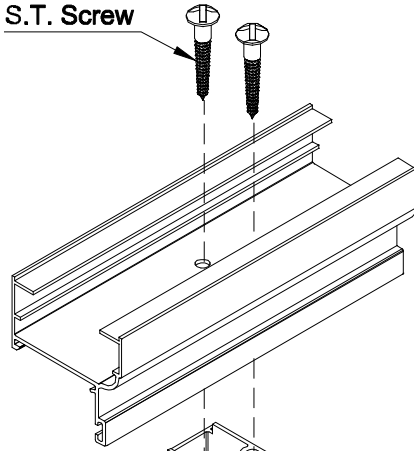


SECTION NO. - GL-120  
EST. WEIGHT - 0.179 KG./M.

# 3D Assembly Detail Of 41mm Lapped Casement



S.T. Screw



Detail - "E"

Glass

LCA-108

Detail - "D"  
Head & Mullion Joint

LCA-108

Detail - "B"  
Sill & Mullion Joint

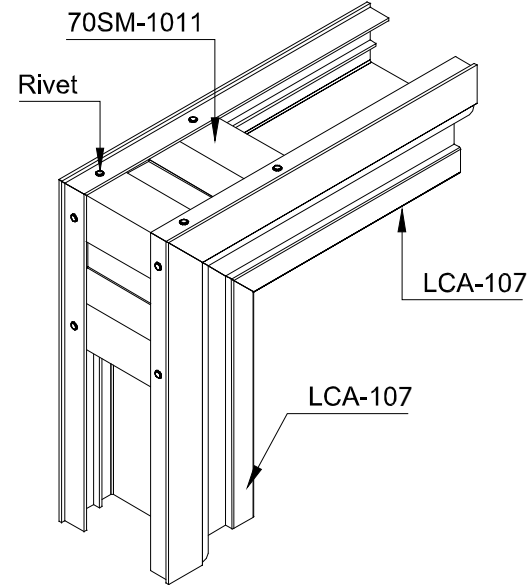
S.T. Screw

Sash Corner Joint 45°

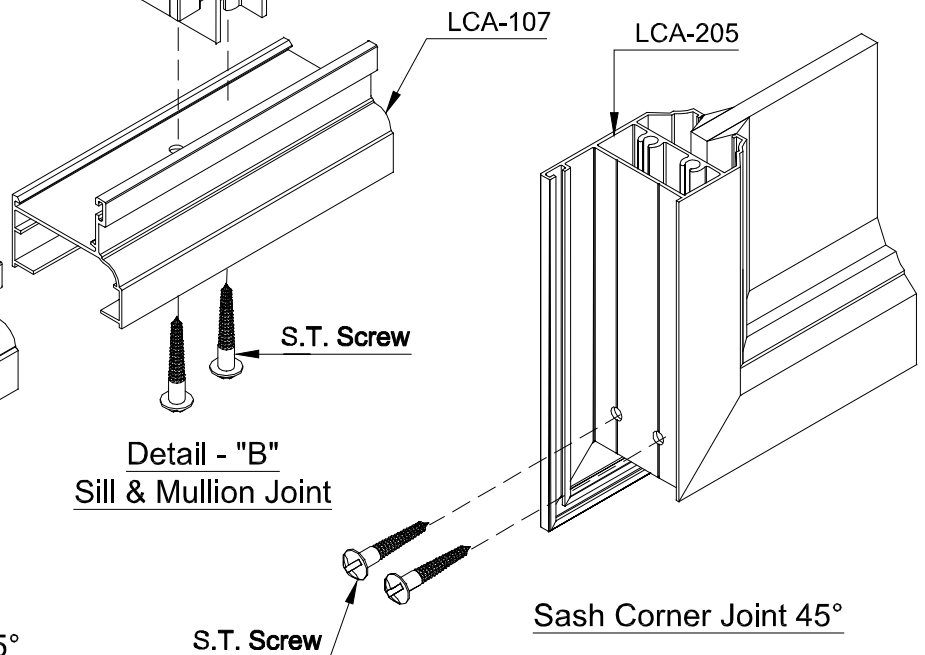
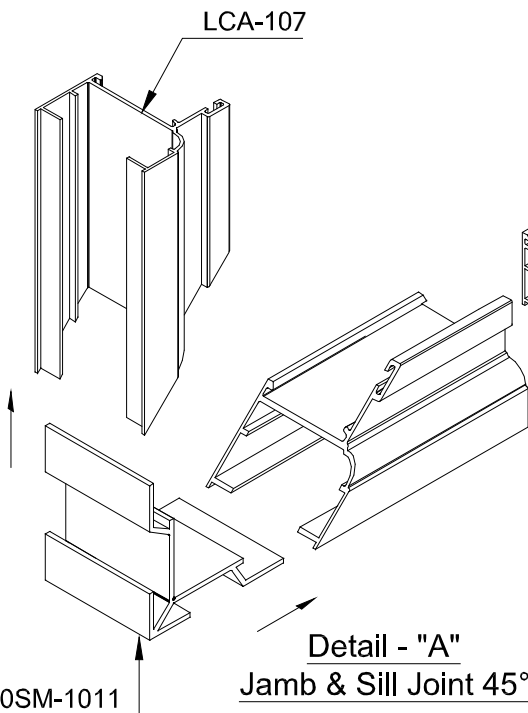
S.T. Screw

Detail - "A"  
Jamb & Sill Joint 45°

70SM-1011



Detail - "C"  
Head & Jamb Joint 45°



LCA-107

LCA-205

70SM-1011

Rivet

LCA-107

LCA-107

Detail - "C"

Head & Jamb Joint 45°

LCA-107

LCA-107

Detail - "A"

Jamb & Sill Joint 45°

Detail - "B"

Sill & Mullion Joint

LCA-107

LCA-205

S.T. Screw

S.T. Screw

Sash Corner Joint 45°

70SM-1011

LCA-107

LCA-107

Detail - "C"

Head & Jamb Joint 45°

Detail - "A"

Jamb & Sill Joint 45°

Detail - "B"

Sill & Mullion Joint

LCA-107

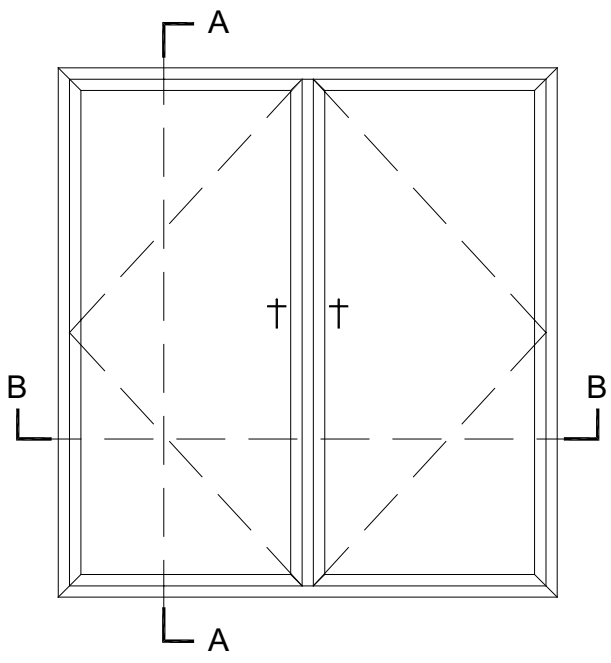
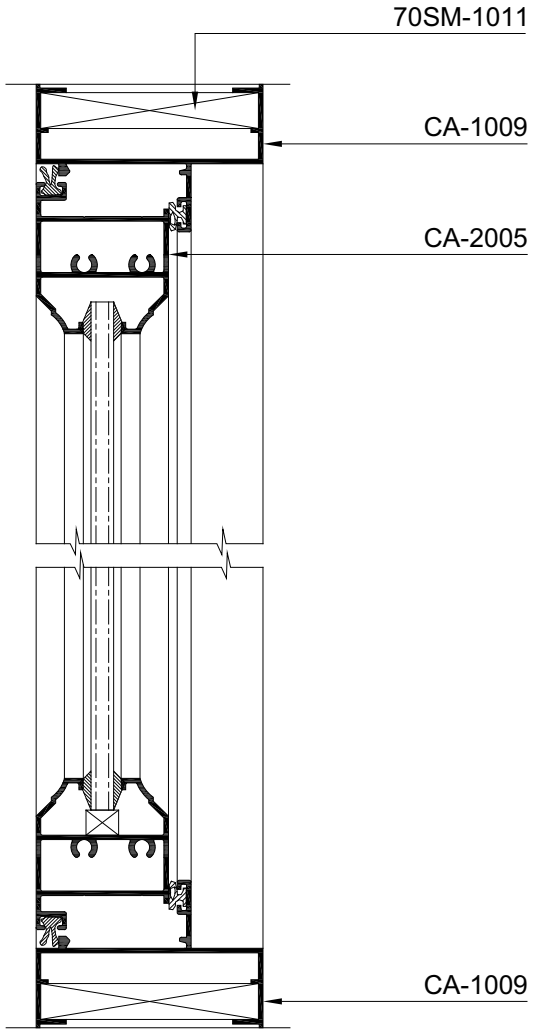
LCA-205

S.T. Screw

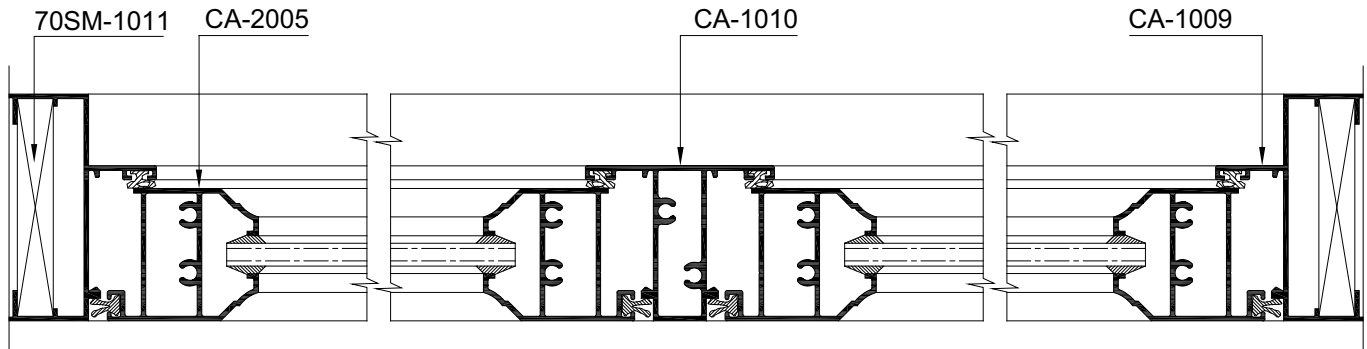
S.T. Screw

Sash Corner Joint 45°

# 60mm Casement



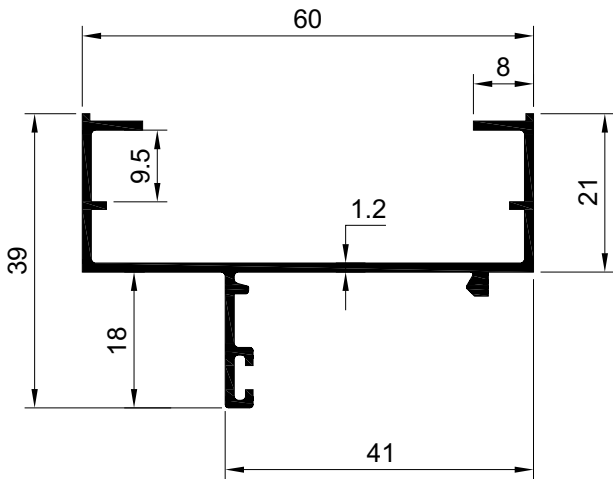
SECTION :- A - A



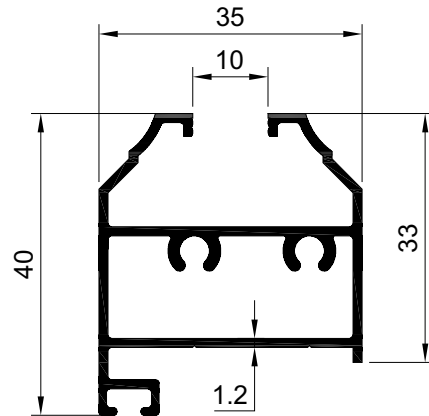
SECTION :- B - B

# 60mm Casement

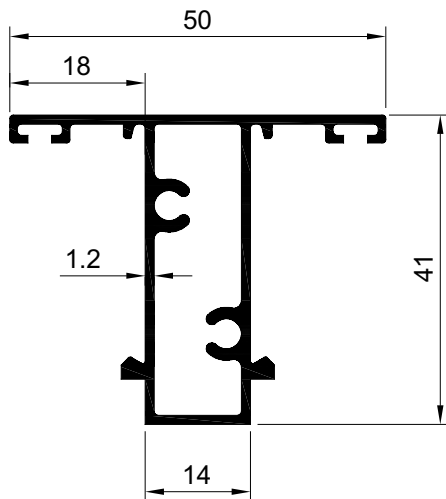
Group 06  
Page 02



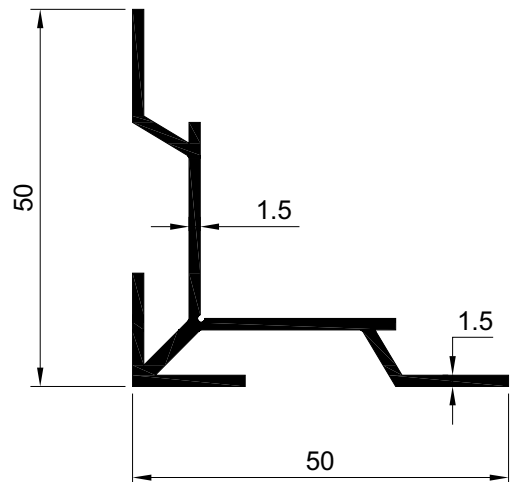
SECTION NO. - CA-1009  
EST. WEIGHT - 0.484 KG./M.



SECTION NO. - CA-2005  
EST. WEIGHT - 0.622 KG./M.

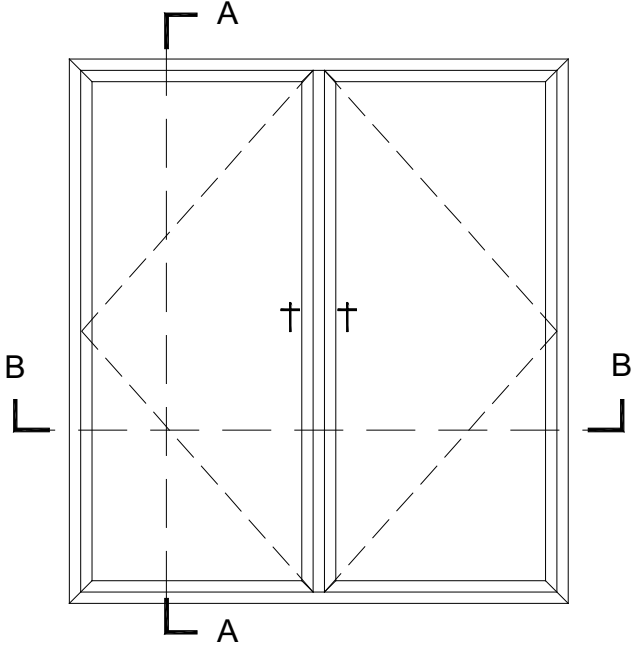
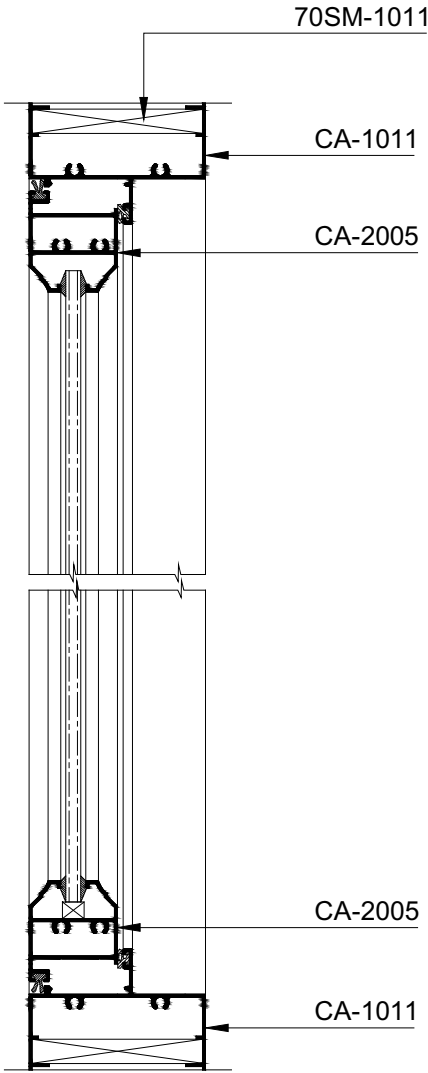


SECTION NO. - CA-1010  
EST. WEIGHT - 0.639 KG./M.



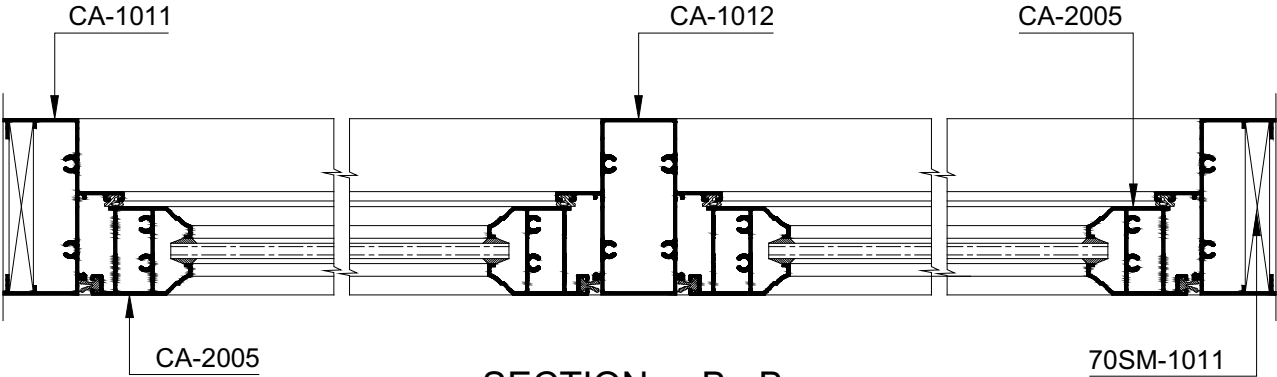
SECTION NO. - 70SM-1011  
EST. WEIGHT - 0.558 KG./M.

# 70mm Casement



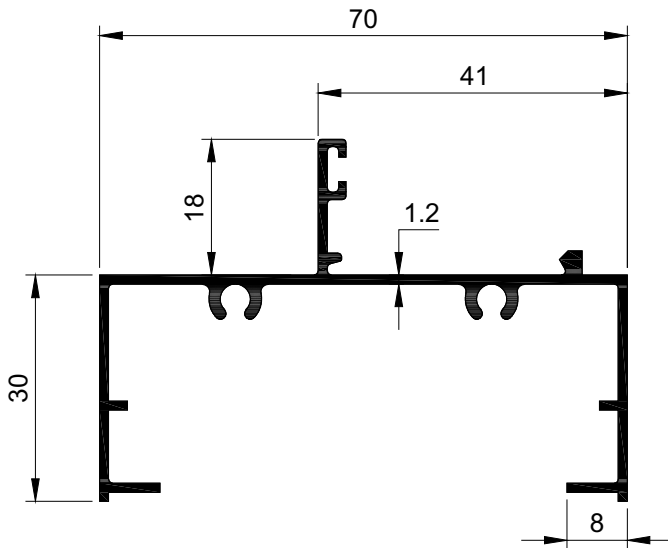
ELEVATION

SECTION :- A - A

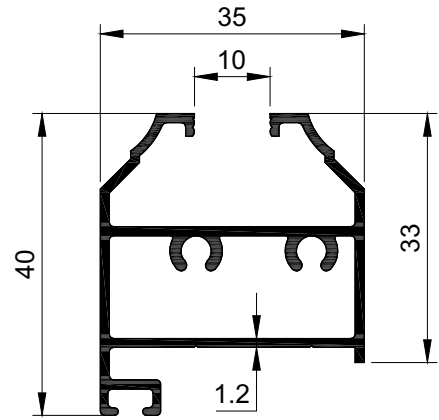


SECTION :- B - B

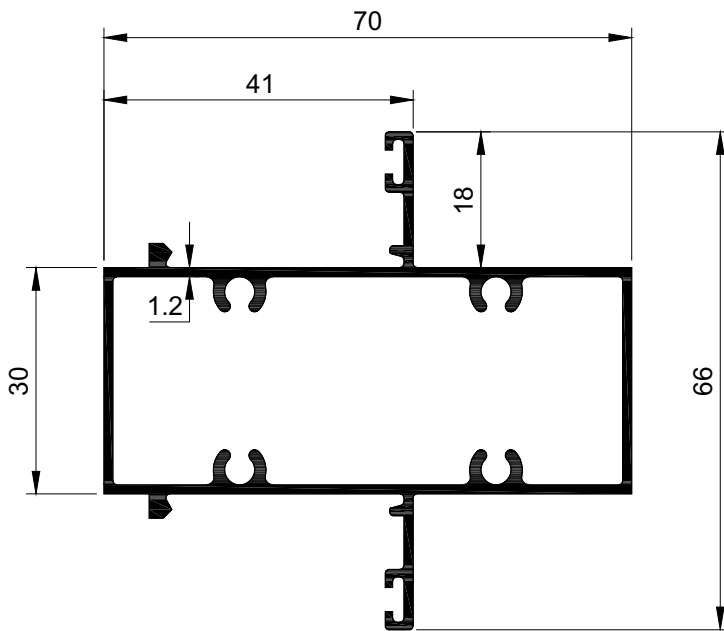
# 70mm Casement



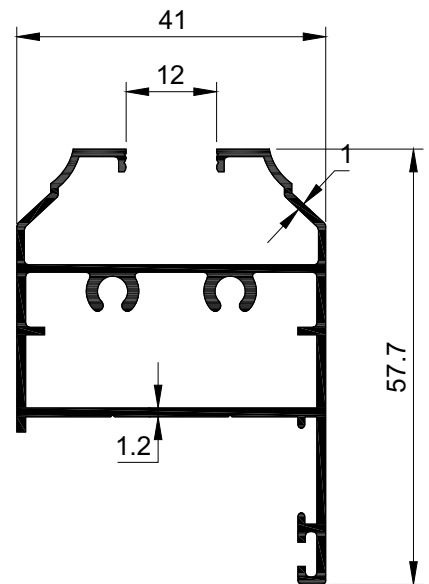
SECTION NO. - CA-1011  
EST. WEIGHT - 0.664 KG./M.



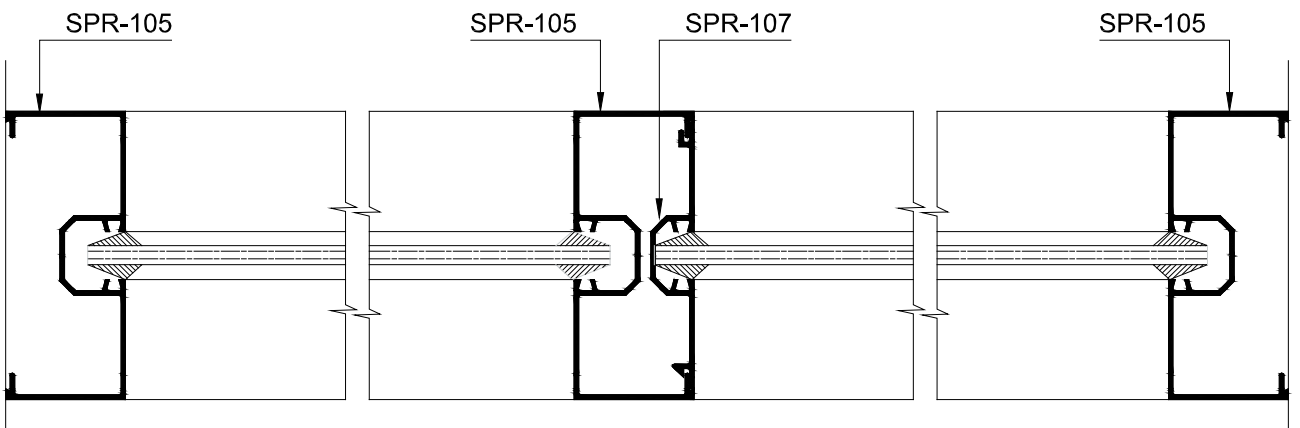
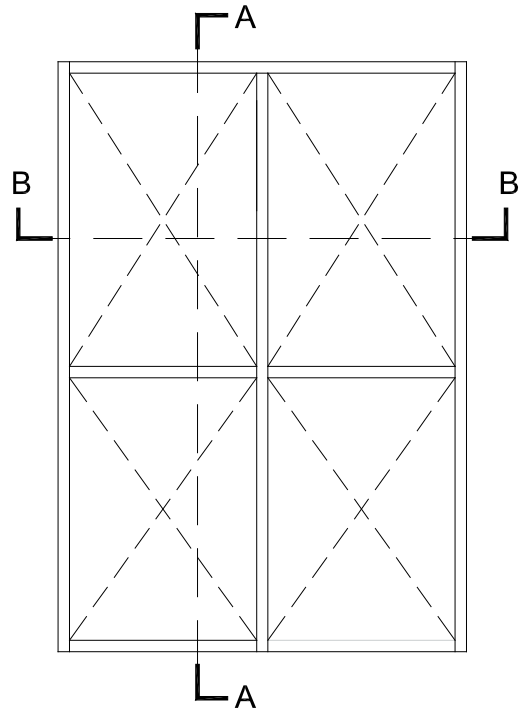
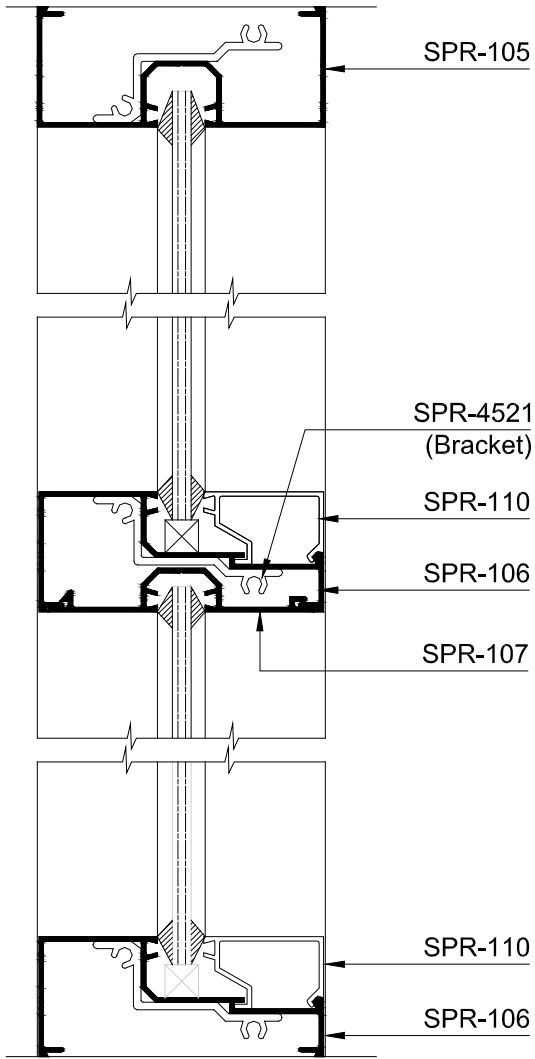
SECTION NO. - CA-2005  
EST. WEIGHT - 0.622 KG./M.



SECTION NO. - CA-1012  
EST. WEIGHT - 1.013 KG./M.

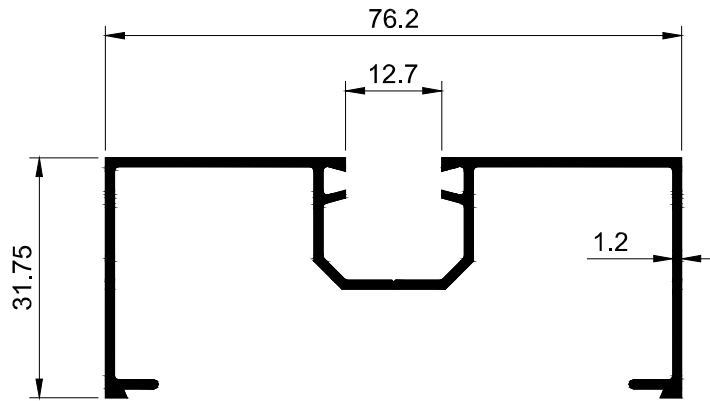


SECTION NO. - CA-2009  
EST. WEIGHT - 0.720 KG./M.

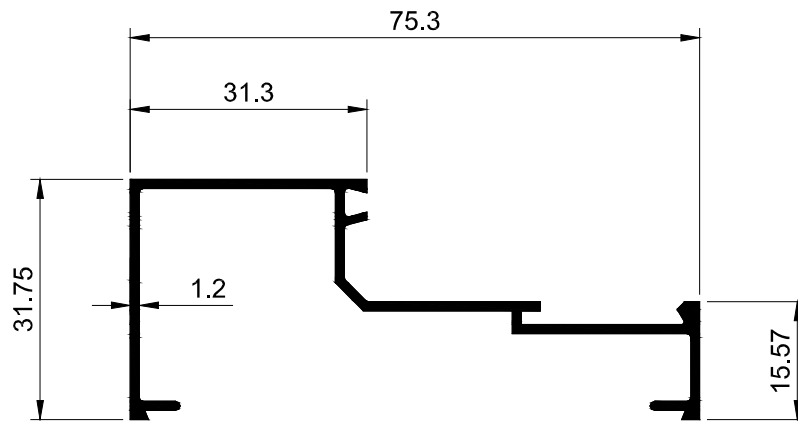


# Shopfront

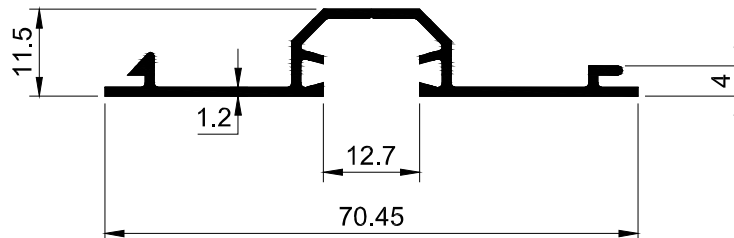
Group 08  
Page 02



SECTION NO. - SPR - 105  
EST. WEIGHT - 0.624 KG./M.



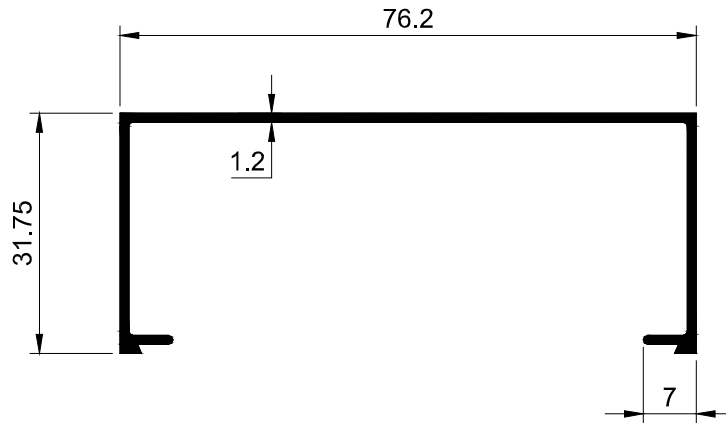
SECTION NO. - SPR - 106  
EST. WEIGHT - 0.525 KG./M.




SECTION NO. - SPR - 107  
EST. WEIGHT - 0.363 KG./M.

# Shopfront

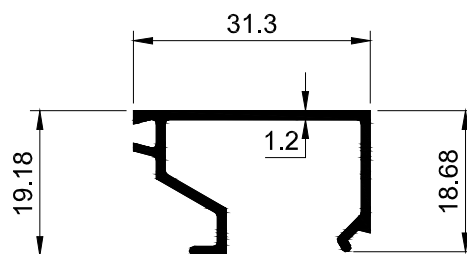
Group 08  
Page 03



SECTION NO. - SPR - 108  
EST. WEIGHT - 0.491 KG./M.



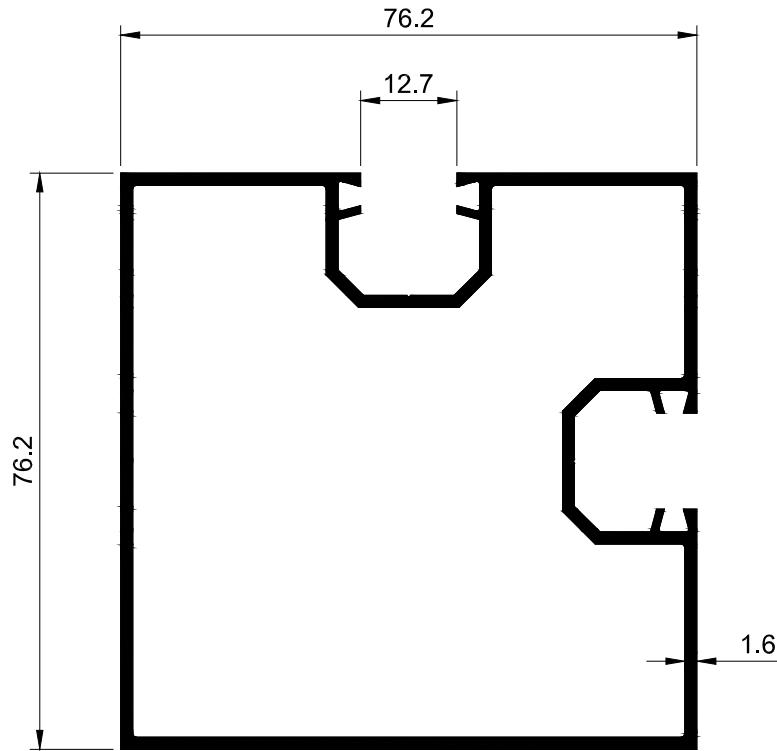
SECTION NO. - SPR - 109  
EST. WEIGHT - 0.270 KG./M.



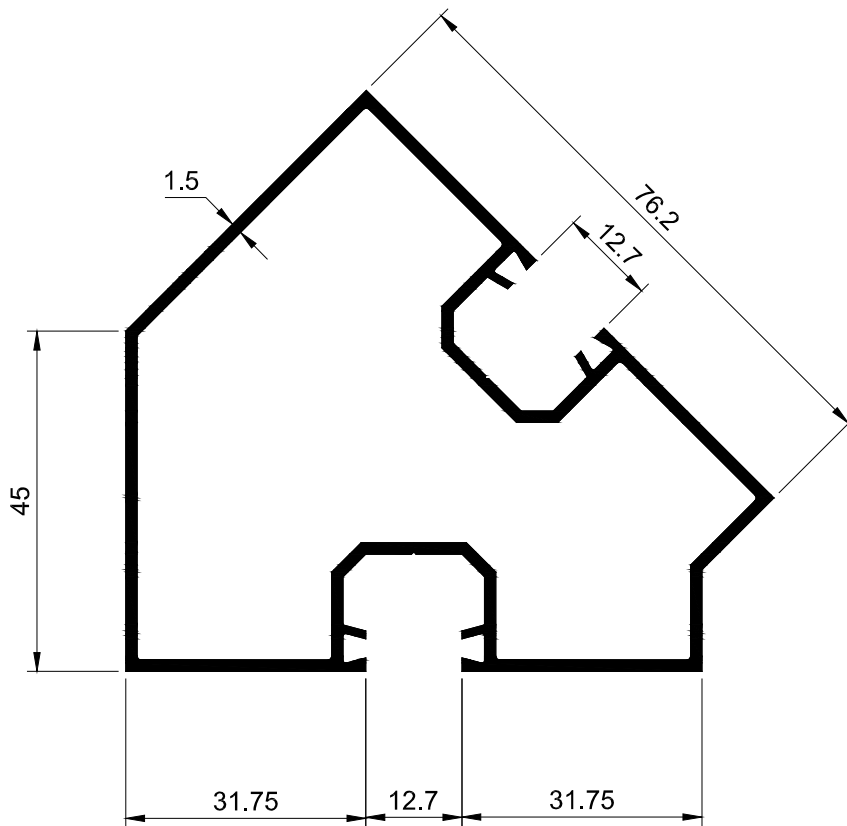
SECTION NO. - SPR - 110  
EST. WEIGHT - 0.262 KG./M.

# Shopfront

Group 08  
Page 04



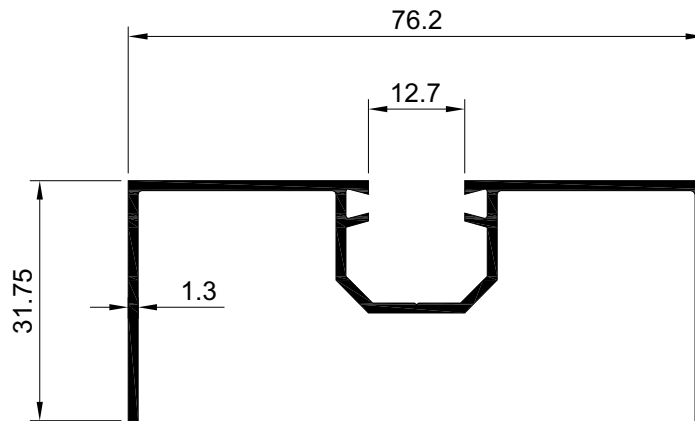
SECTION NO. - SPR - 4523  
EST. WEIGHT - 1.612 KG./M.



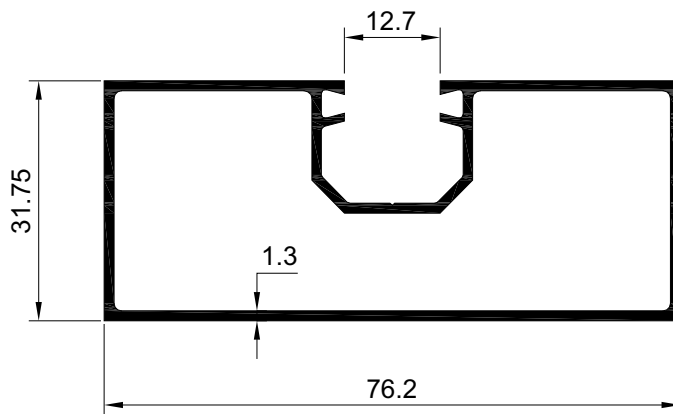
SECTION NO. - SPR - 4524  
EST. WEIGHT - 1.367 KG./M.

# 76mm Shopfront

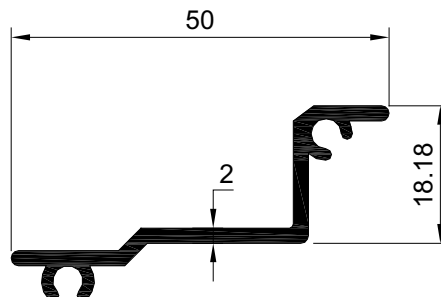
Group 08  
Page 05



SECTION NO. - ALU - 07  
EST. WEIGHT - 0.622 KG./M.



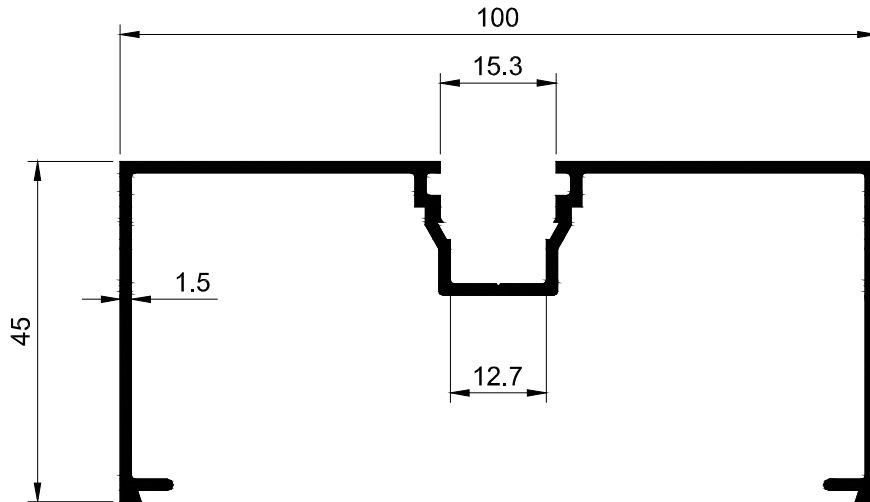
SECTION NO. - SPR - 4522  
EST. WEIGHT - 0.881 KG./M.



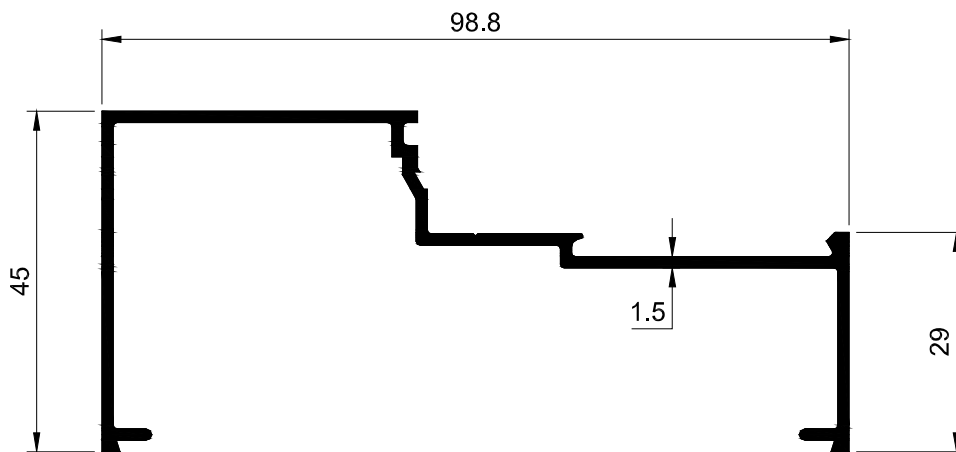
SECTION NO. - SPR - 4521  
EST. WEIGHT - 0.422 KG./M.

# 100mm Shopfront

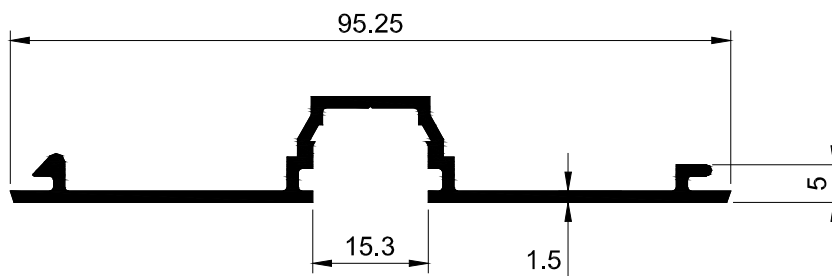
Group 08  
Page 06



SECTION NO. - SPR - 205  
EST. WEIGHT - 0.957 KG./M.

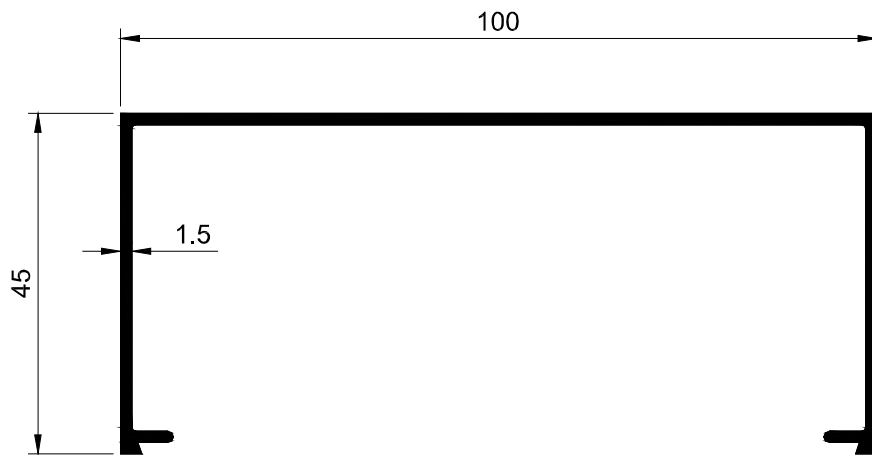


SECTION NO. - SPR - 206  
EST. WEIGHT - 0.831 KG./M.

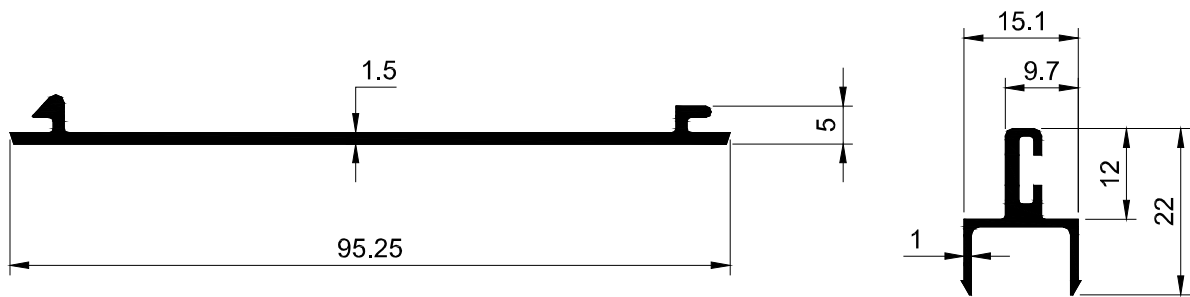


SECTION NO. - SPR - 207  
EST. WEIGHT - 0.561 KG./M.

# 100mm Shopfront

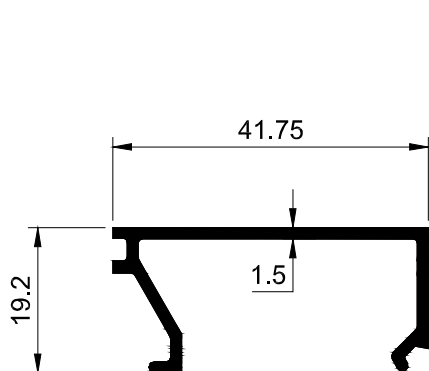


SECTION NO. - SPR - 208  
EST. WEIGHT - 0.810 KG./M.

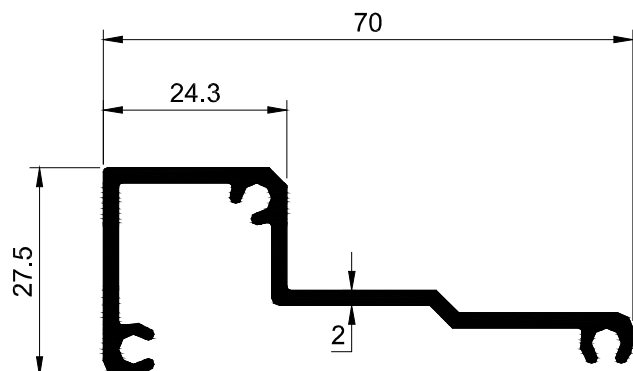


SECTION NO. - SPR - 209  
EST. WEIGHT - 0.443 KG./M.

SECTION NO. - SPR - 211  
EST. WEIGHT - 0.183 KG./M.

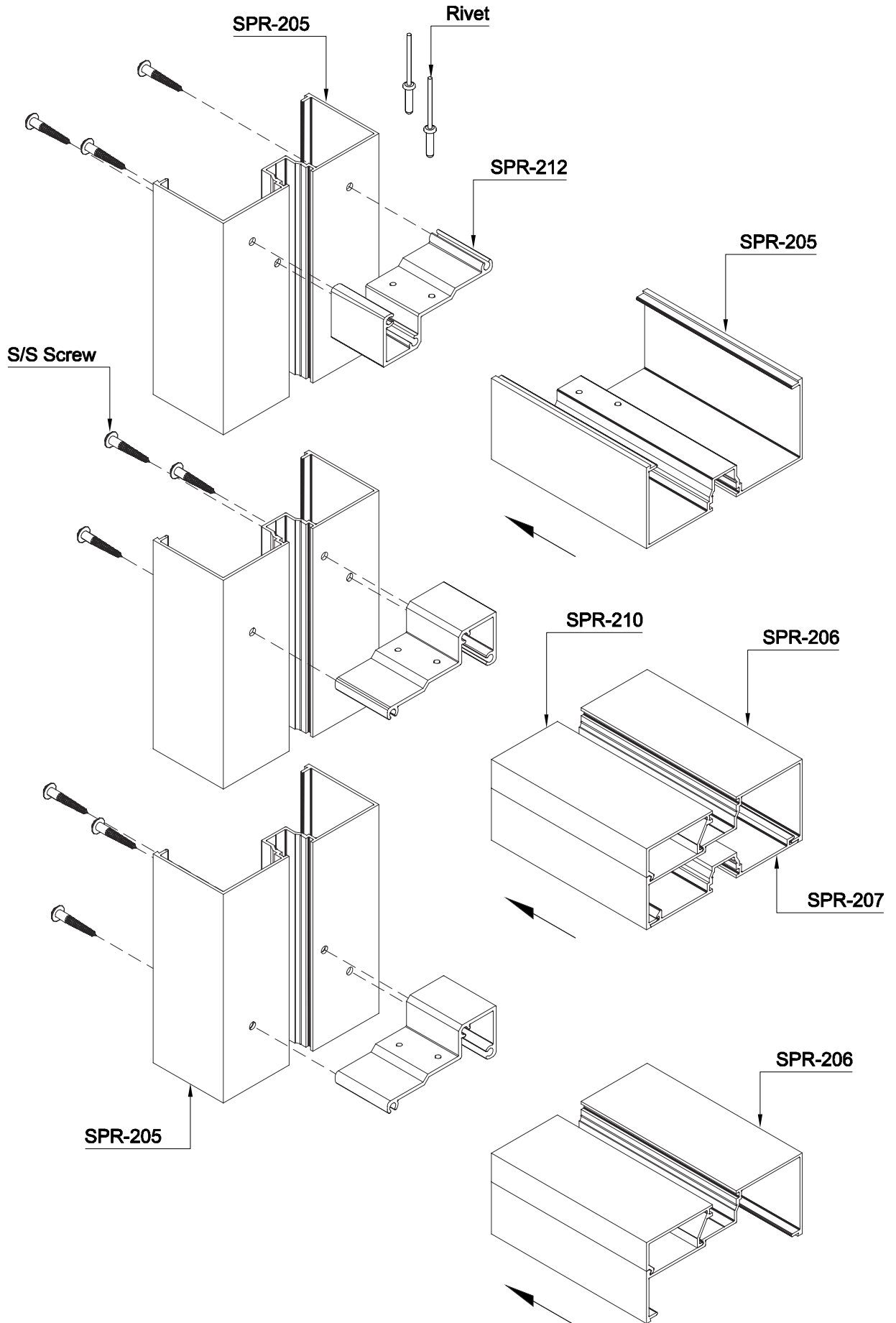


SECTION NO. - SPR - 210  
EST. WEIGHT - 0.349 KG./M.

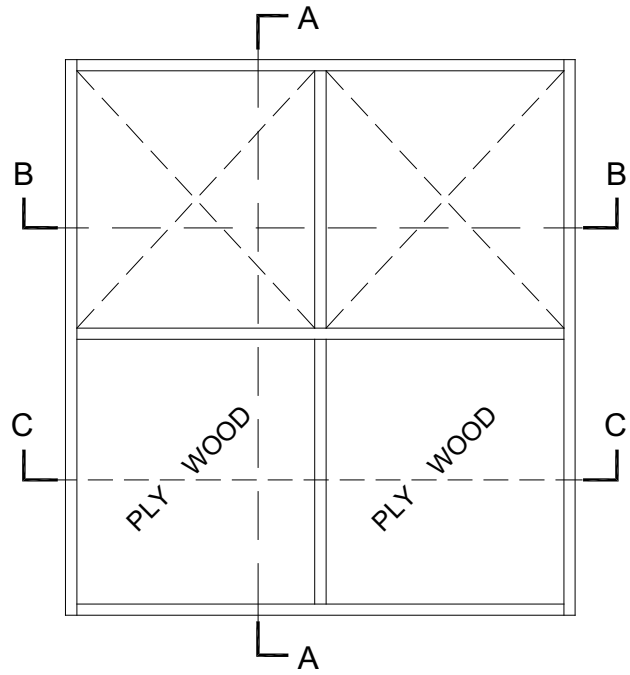
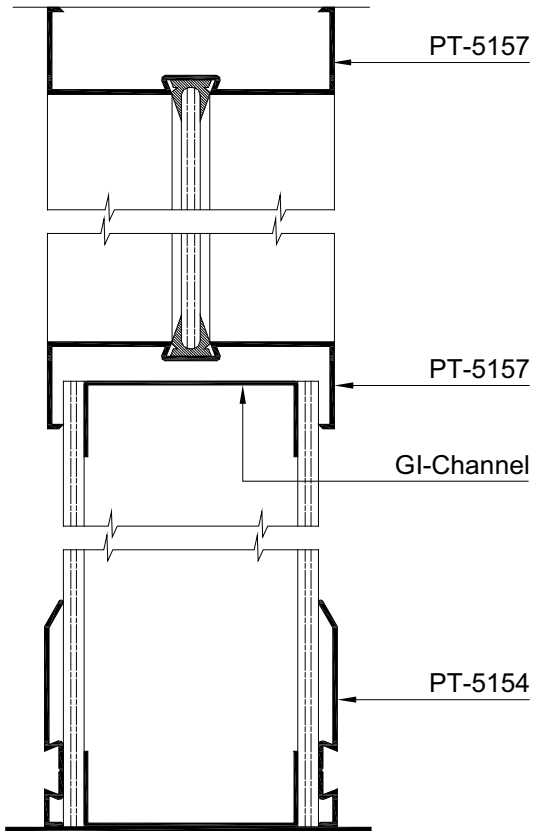


SECTION NO. - SPR - 212  
EST. WEIGHT - 0.708 KG./M.

# 3D Assembly Detail Of 100mm Shopfront

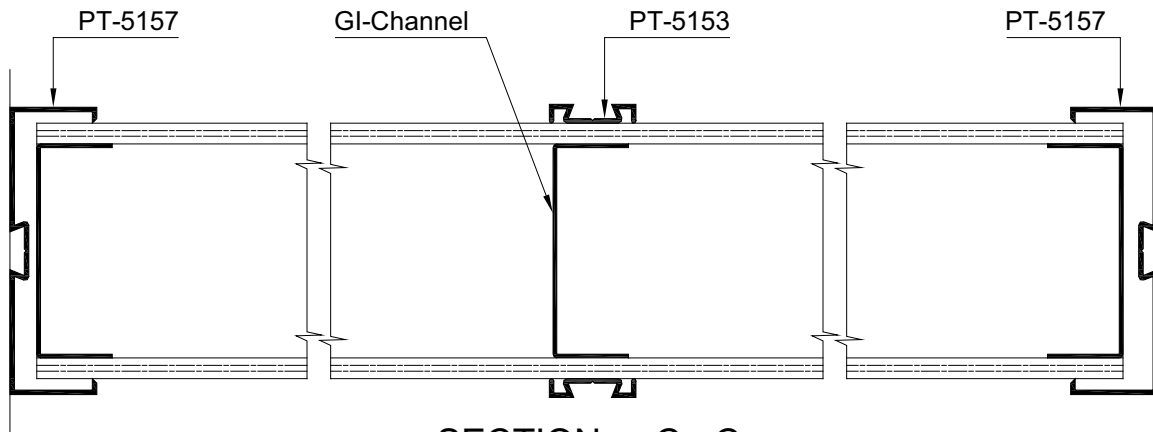


# 76mm Partition

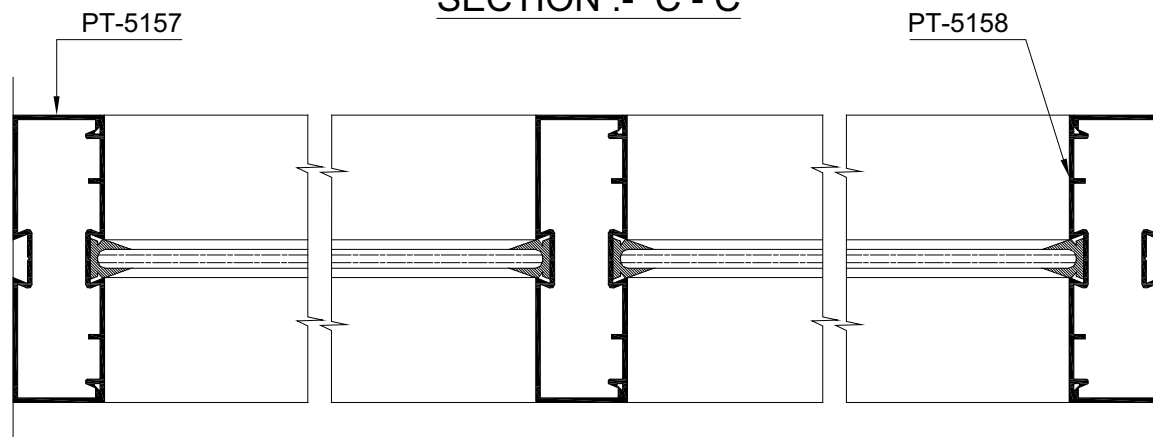


ELEVATION

SECTION :- A - A



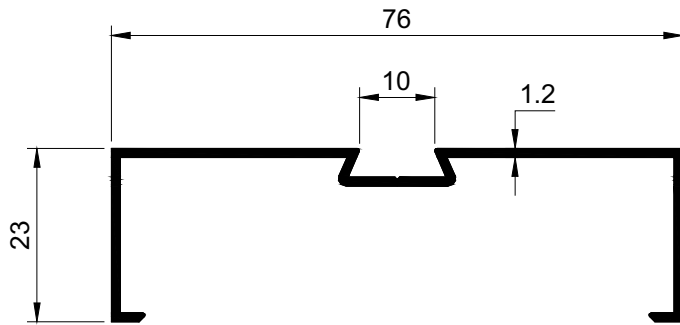
SECTION :- C - C



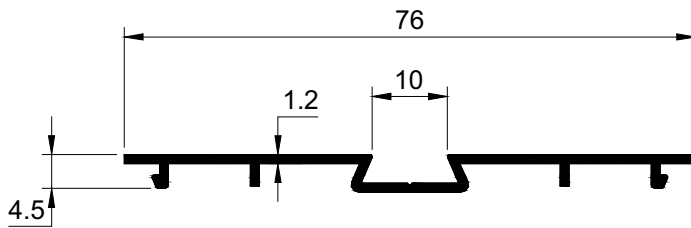
SECTION :- B - B

# Partition

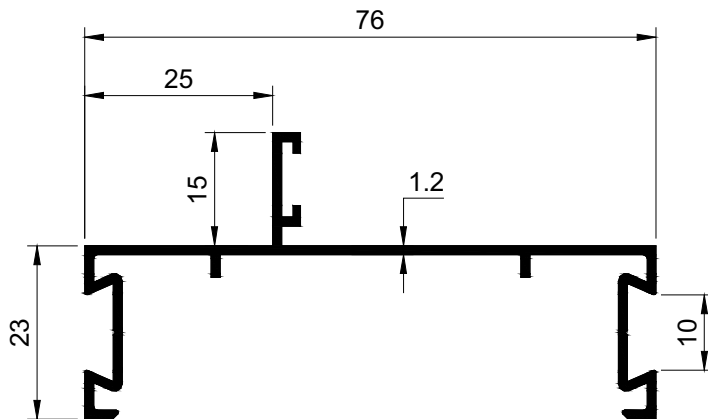
Group 09  
Page 02



SECTION NO. - PT - 5157  
EST. WEIGHT - 0.441 KG./M.



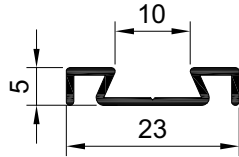
SECTION NO. - PT - 5158  
EST. WEIGHT - 0.328 KG./M.



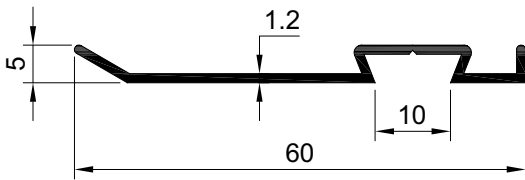
SECTION NO. - PT - 5159  
EST. WEIGHT - 0.568 KG./M.

# 76mm Partition

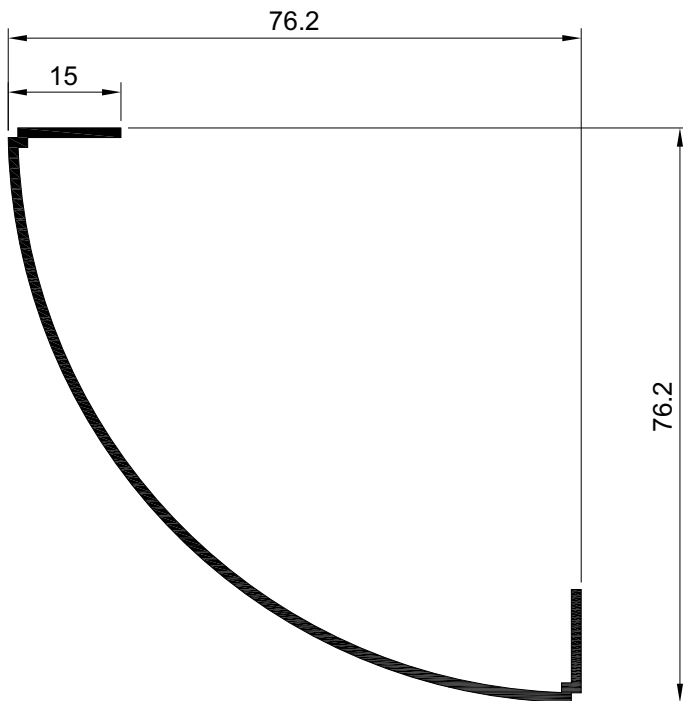
Group 09  
Page 03



SECTION NO. - PT - 5153  
EST. WEIGHT - 0.113 KG./M.



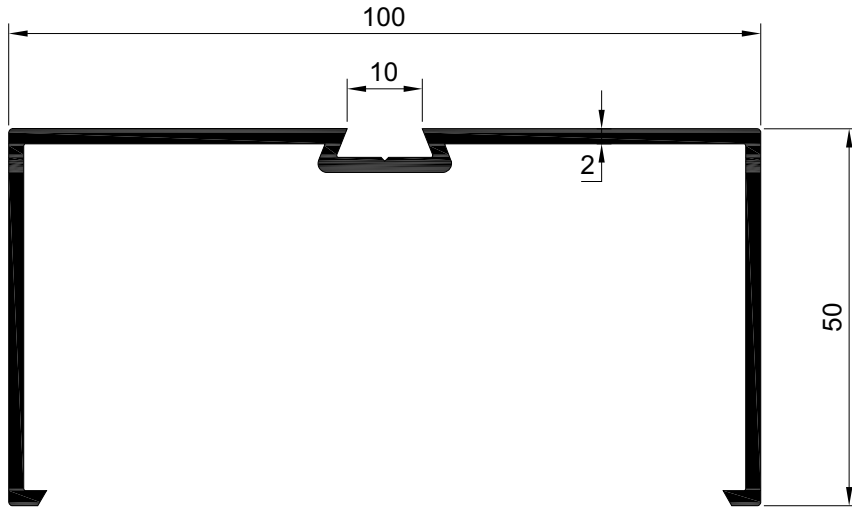
SECTION NO. - PT- 5154  
EST. WEIGHT - 0.243 KG./M.



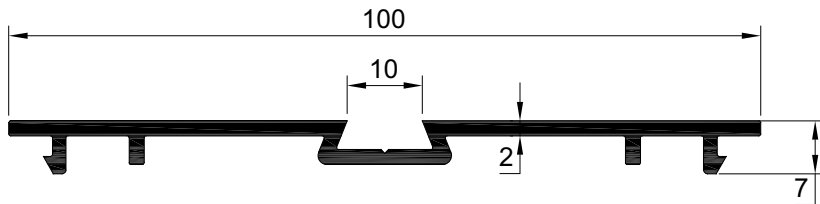
SECTION NO. - PT - 5160  
EST. WEIGHT - 0.513 KG./M.

# 100mm Partition

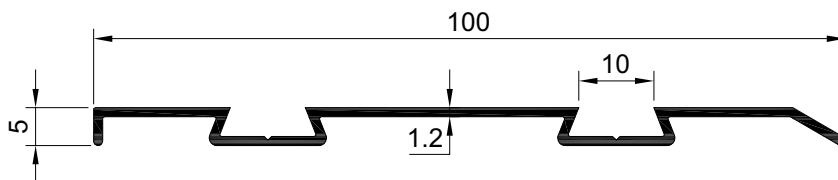
Group 09  
Page 04



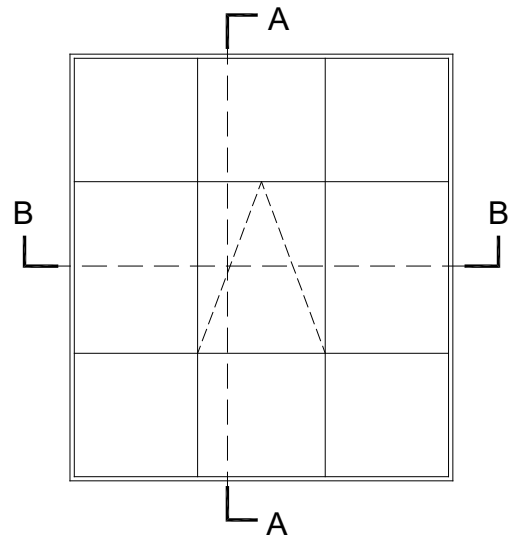
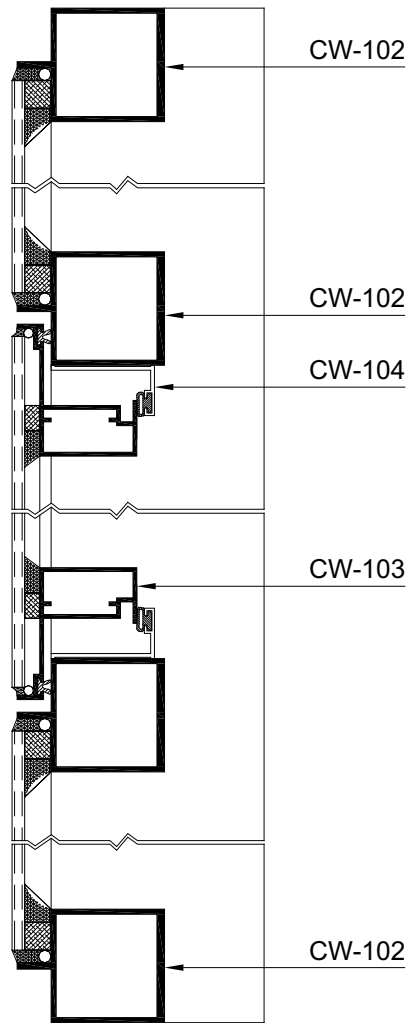
SECTION NO. - PT - 65157  
EST. WEIGHT - 1.140 KG./M.



SECTION NO. - PT - 65158  
EST. WEIGHT - 0.693 KG./M.

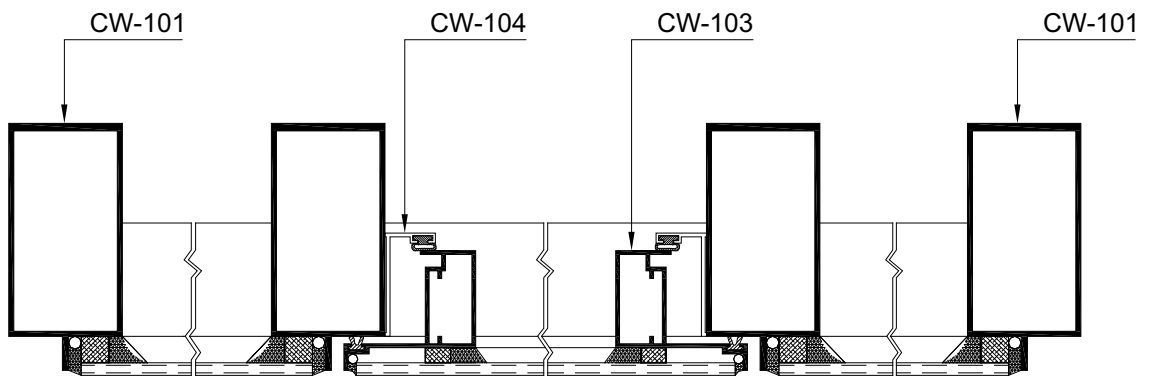


SECTION NO. - PT - 65154  
EST. WEIGHT - 0.405 KG./M.



ELEVATION

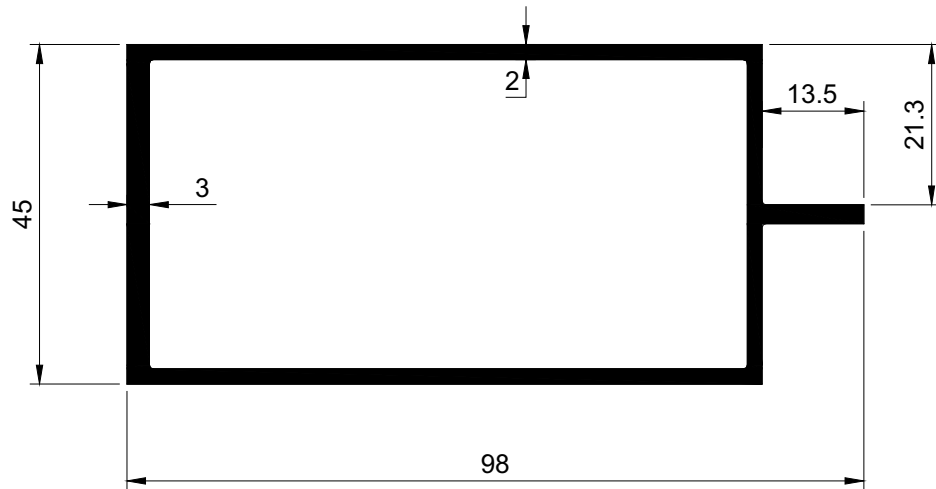
SECTION :- A - A



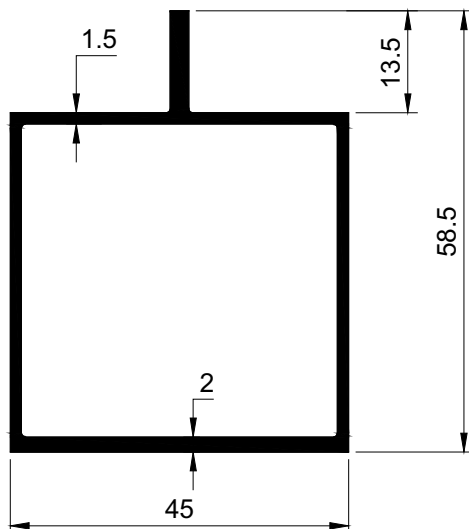
SECTION :- B - B

# Curtain Wall

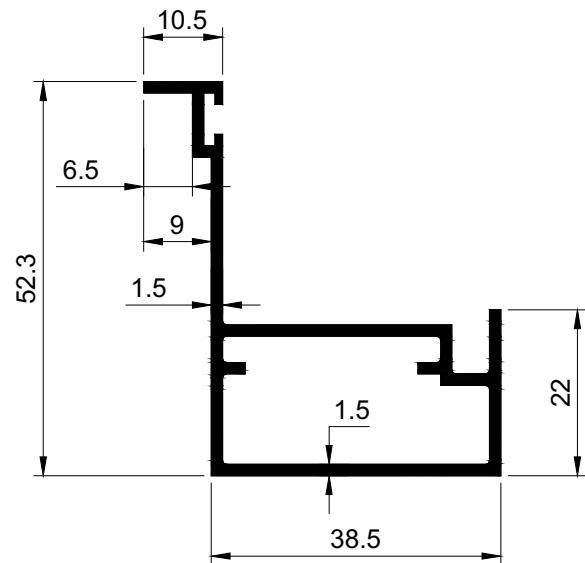
Group 10  
Page 02



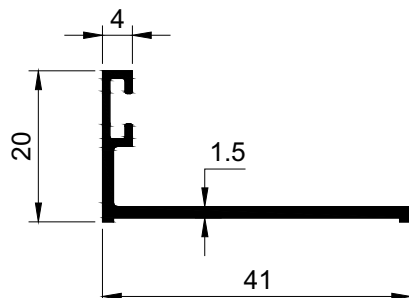
SECTION NO. - CW - 101  
EST. WEIGHT - 1.558 KG./M.



SECTION NO. - CW - 102  
EST. WEIGHT - 0.853 KG./M.

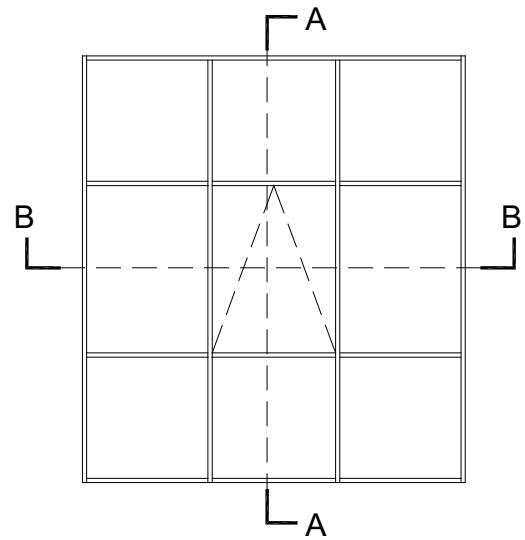
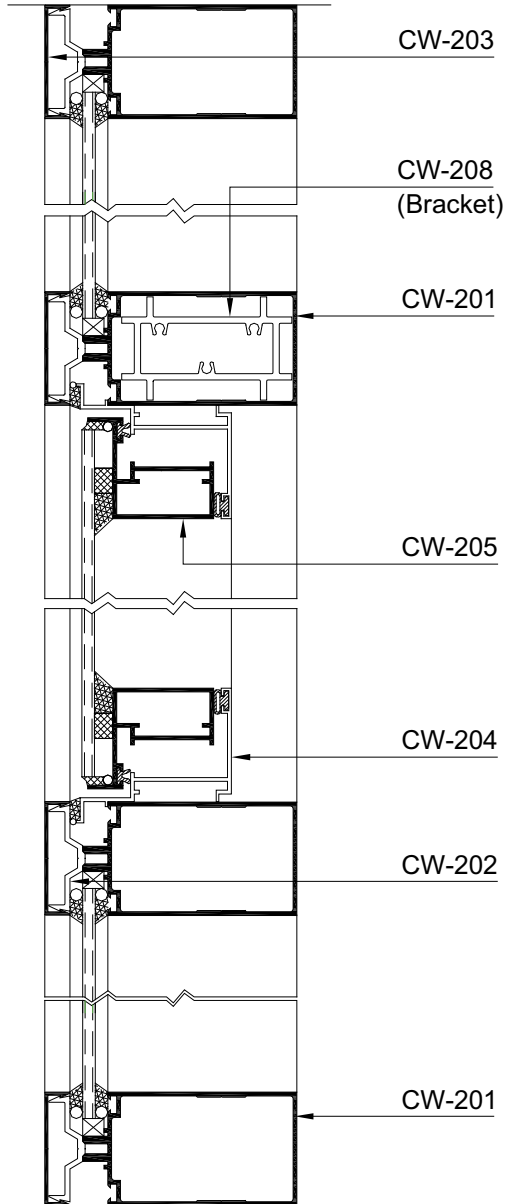


SECTION NO. - CW - 103  
EST. WEIGHT - 0.695 KG./M.



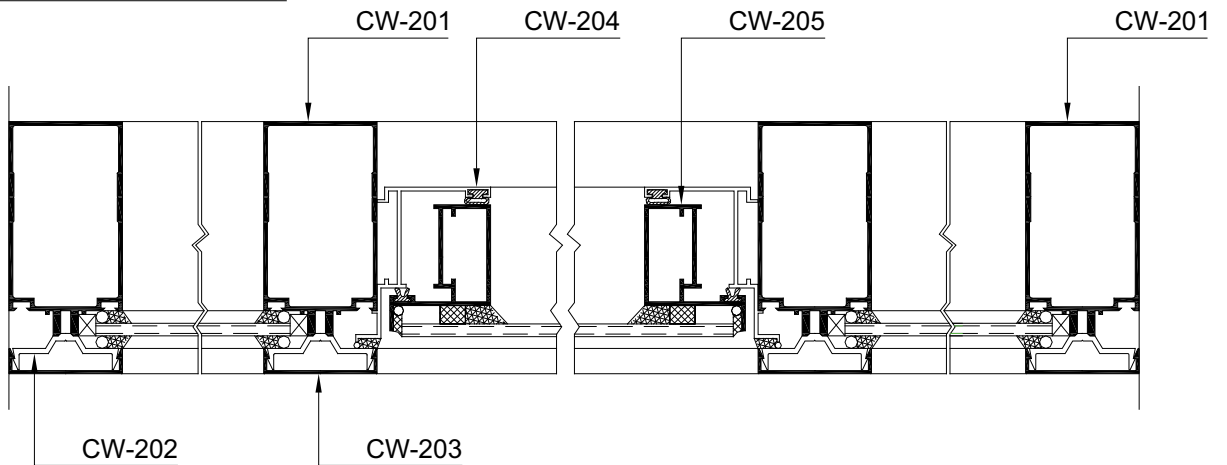
SECTION NO. - CW - 104  
EST. WEIGHT - 0.257 KG./M.

# Curtain Wall



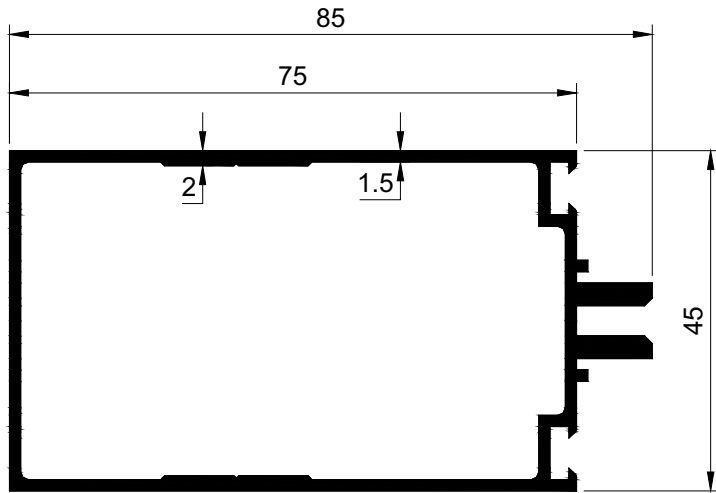
ELEVATION

SECTION :- A - A

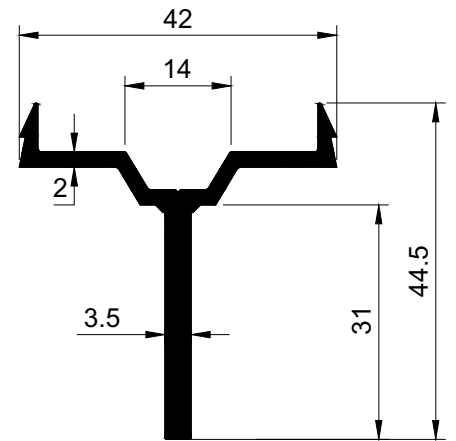


SECTION :- B - B

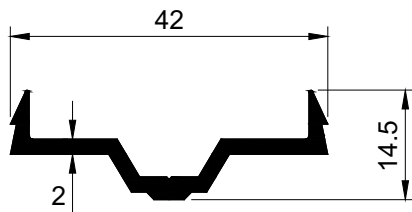
# Curtain Wall



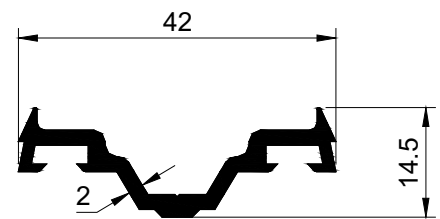
SECTION NO. - CW - 201  
EST. WEIGHT - 1.214 KG./M.



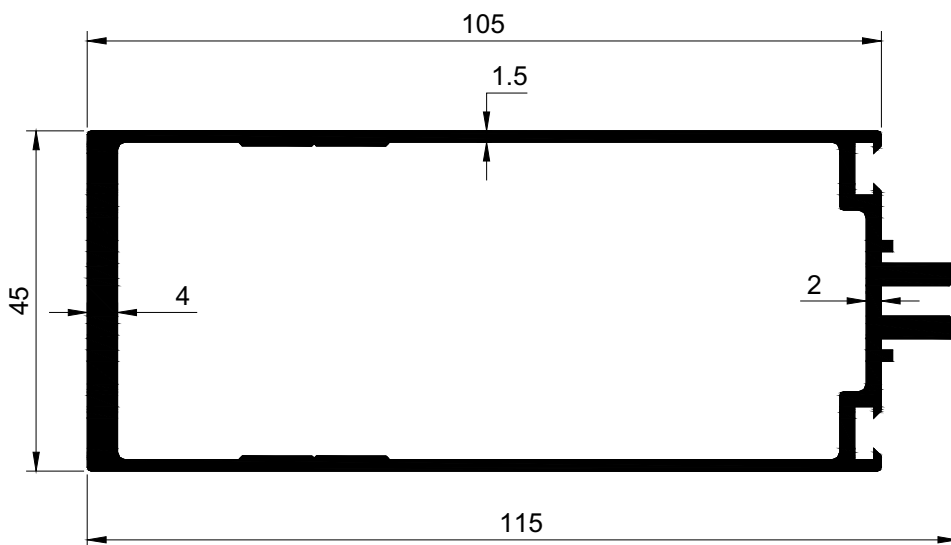
SECTION NO. - CW - 202A  
EST. WEIGHT - 0.608 KG./M.



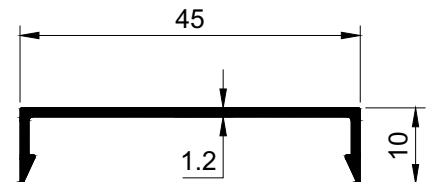
SECTION NO. - CW - 202  
EST. WEIGHT - 0.325 KG./M.



SECTION NO. - CW - 202B  
EST. WEIGHT - 0.370 KG./M.



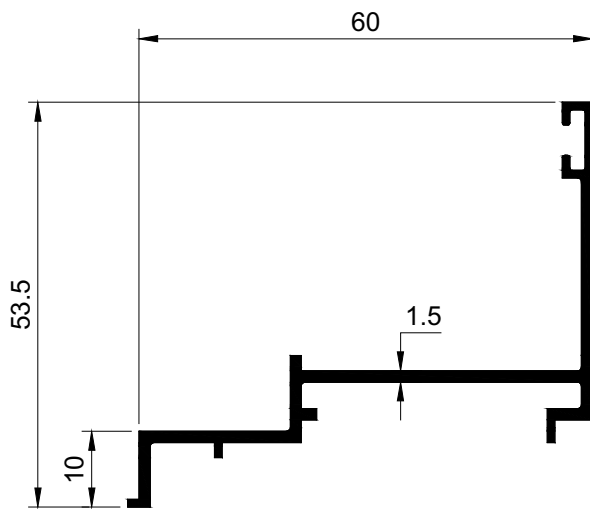
SECTION NO. - CW - 201A  
EST. WEIGHT - 1.806 KG./M.



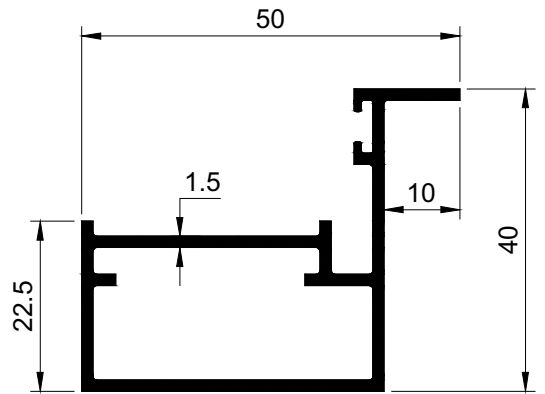
SECTION NO. - CW - 203  
EST. WEIGHT - 0.205 KG./M.

# Curtain Wall

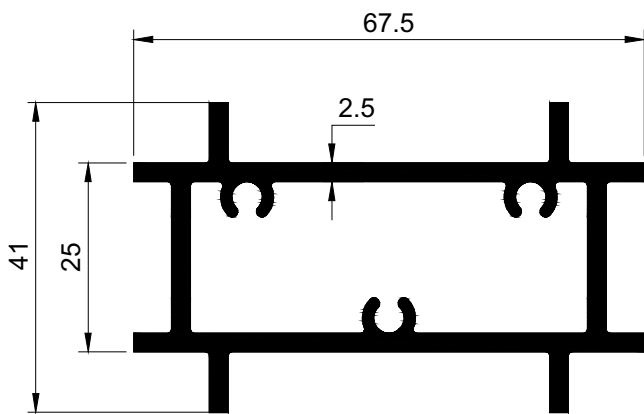
Group 10  
Page 05



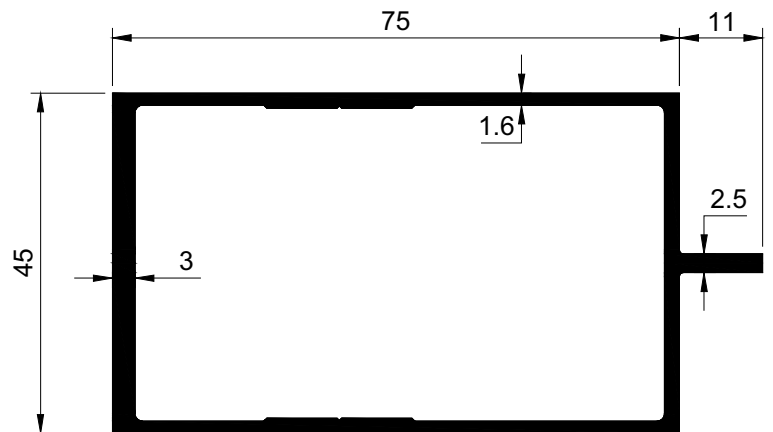
SECTION NO. - CW - 204  
EST. WEIGHT - 0.541 KG./M.



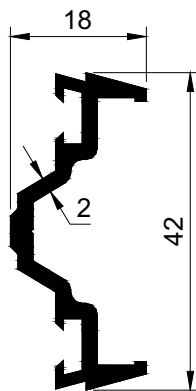
SECTION NO. - CW - 205  
EST. WEIGHT - 0.673 KG./M.



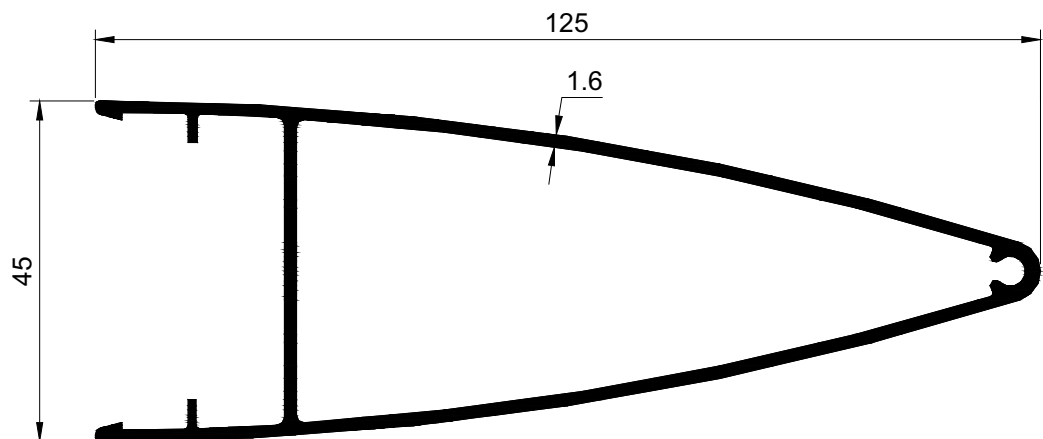
SECTION NO. - CW - 208  
EST. WEIGHT - 1.524 KG./M.



SECTION NO. - CW - 209  
EST. WEIGHT - 1.331 KG./M.

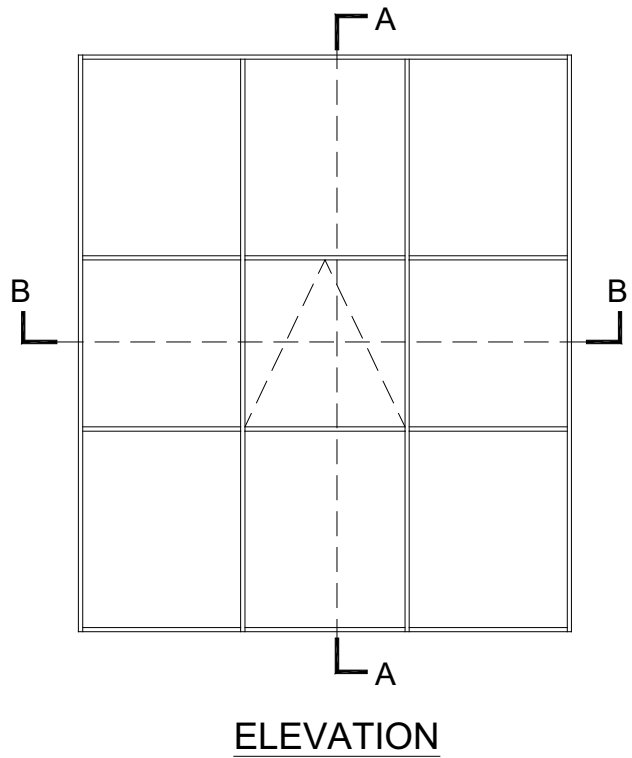
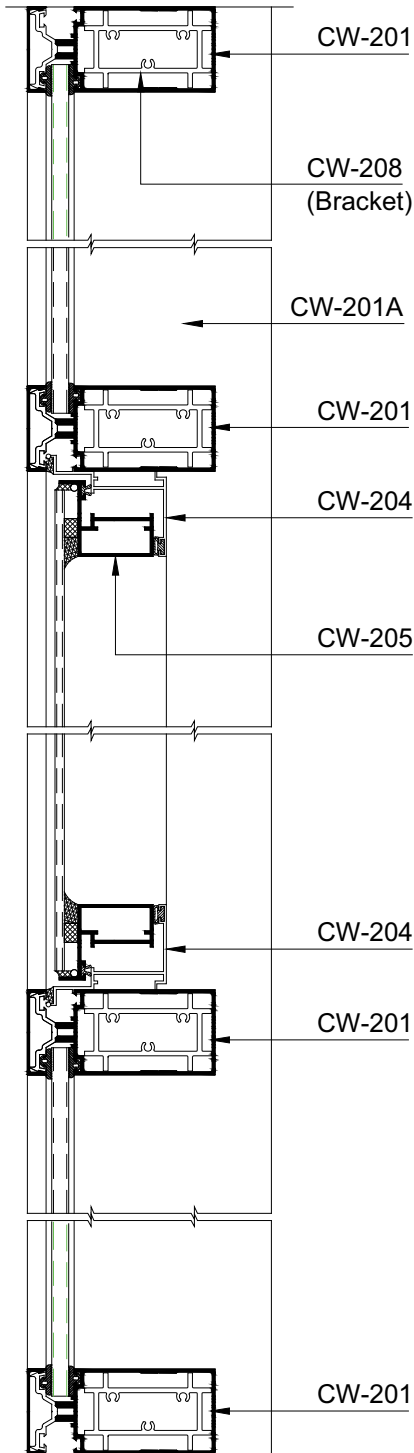


SECTION NO. - CW - 212  
EST. WEIGHT - 0.423 KG./M.

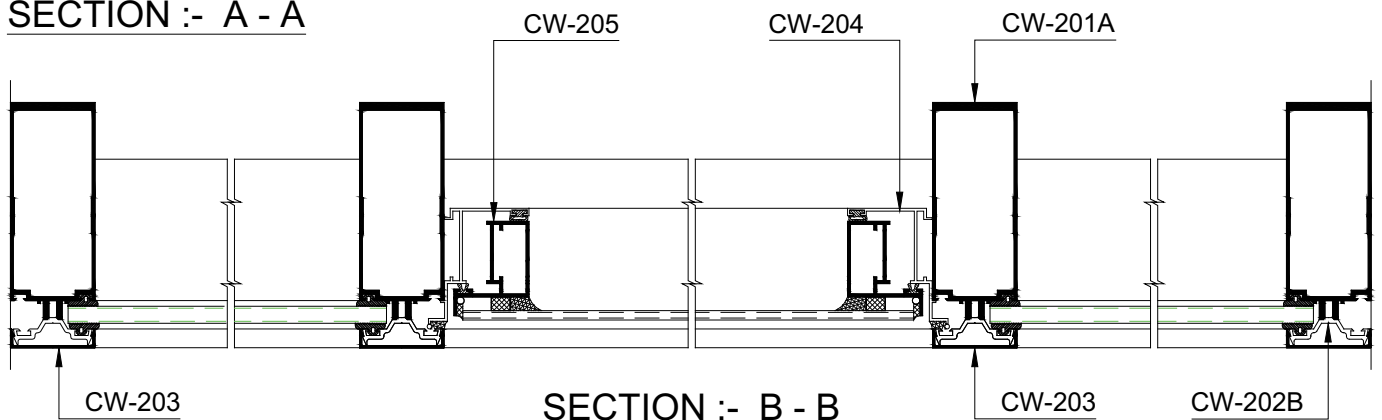


SECTION NO. - CW - 213  
EST. WEIGHT - 1.326 KG./M.

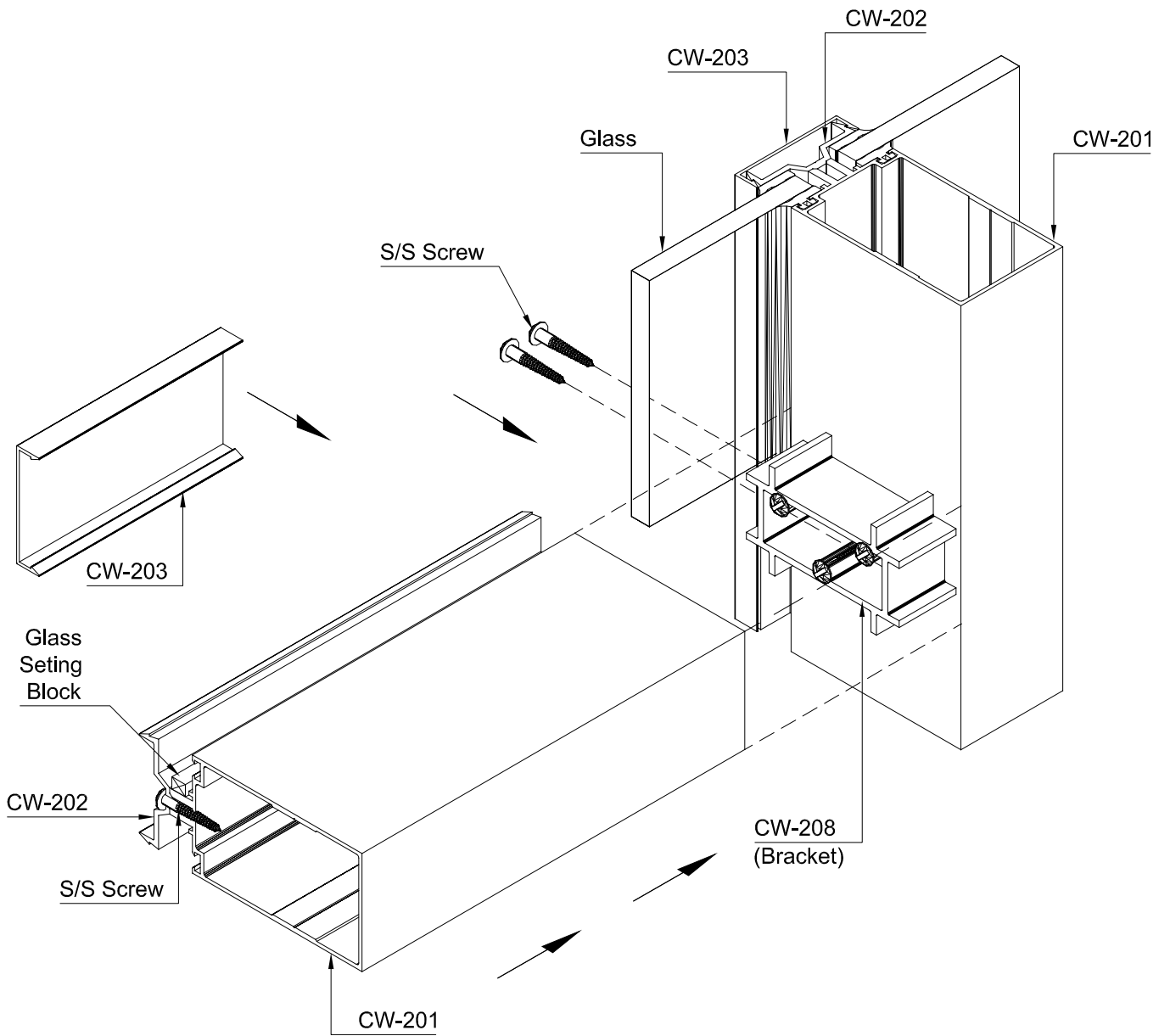
# Curtain Wall



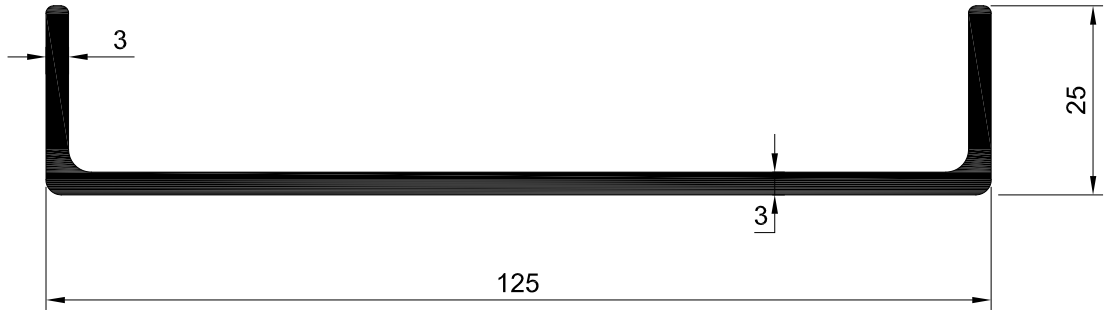
SECTION :- A - A



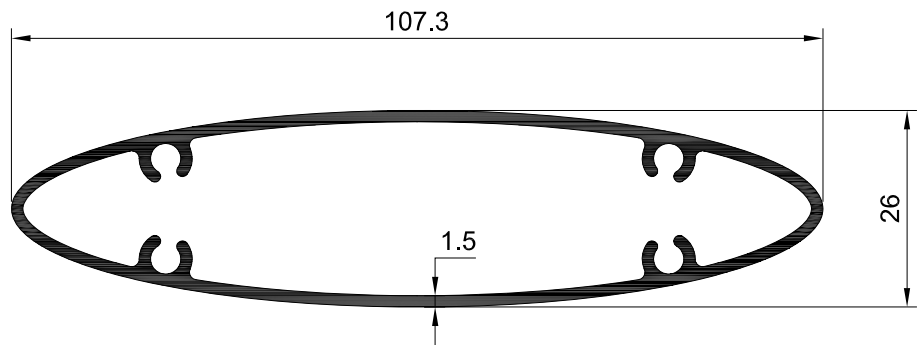
# 3D Assembly Detail Of Curtain Wall



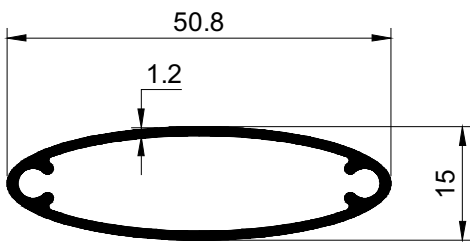
# Sun Louver



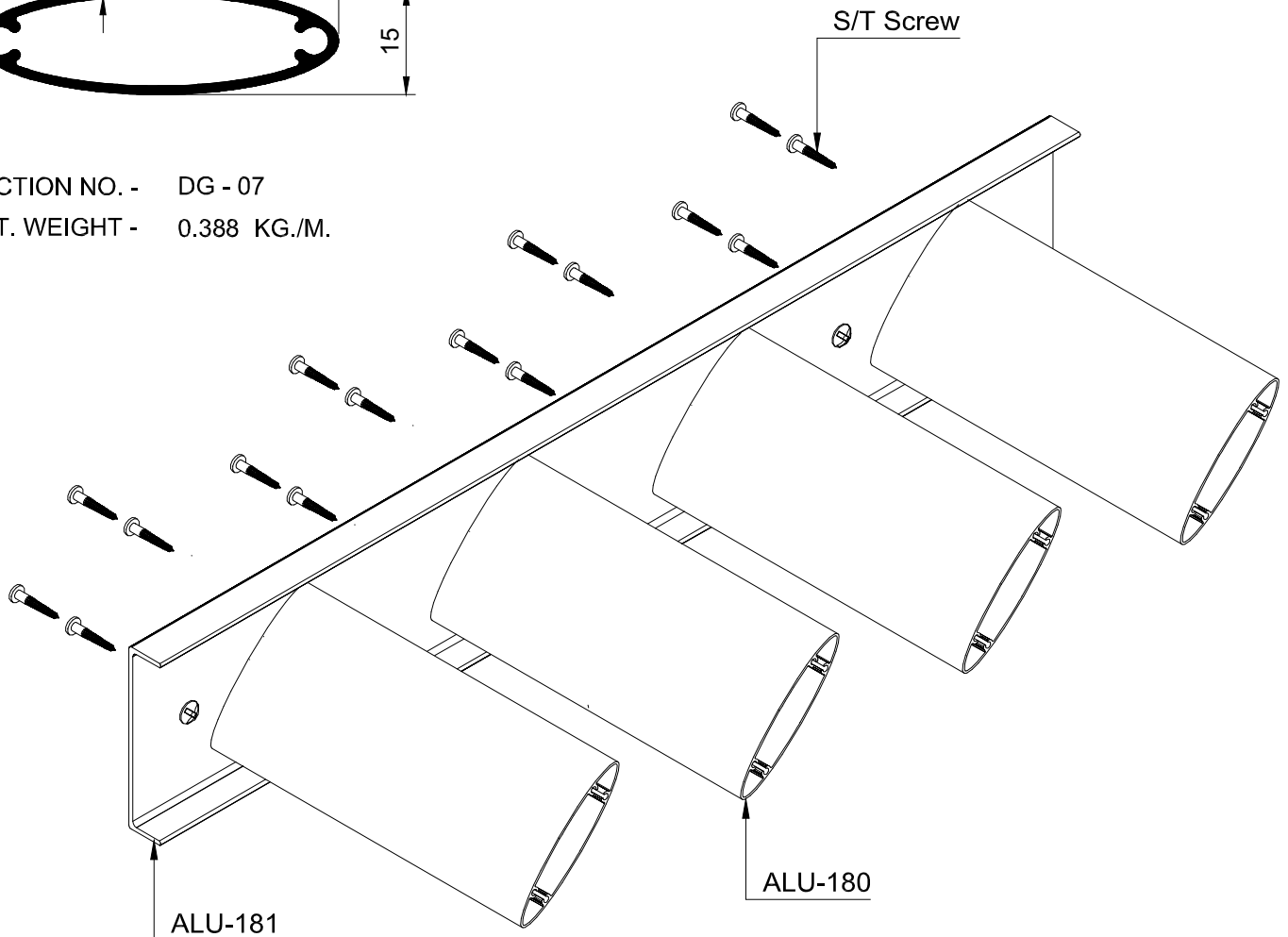
SECTION NO. - ALU - 181  
EST. WEIGHT - 1.372 KG./M.



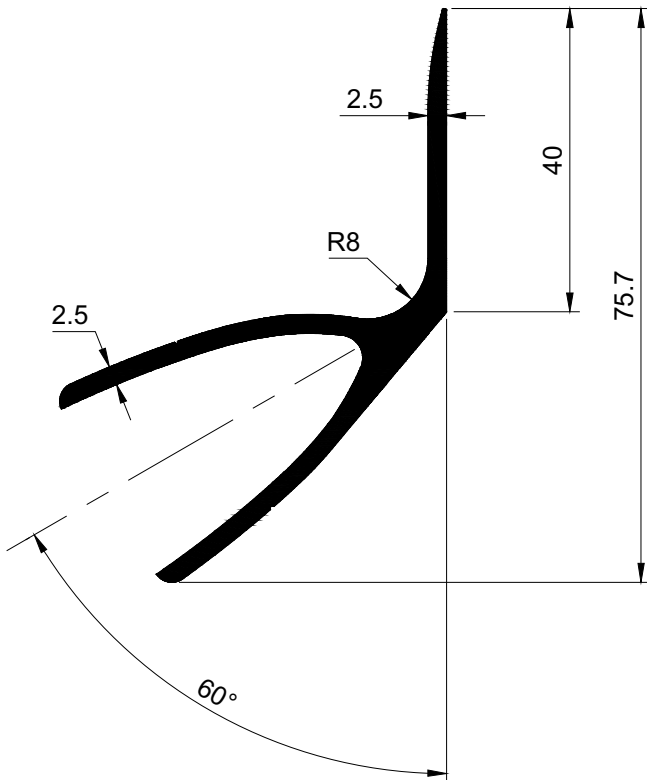
SECTION NO. - ALU - 180  
EST. WEIGHT - 1.087 KG./M.



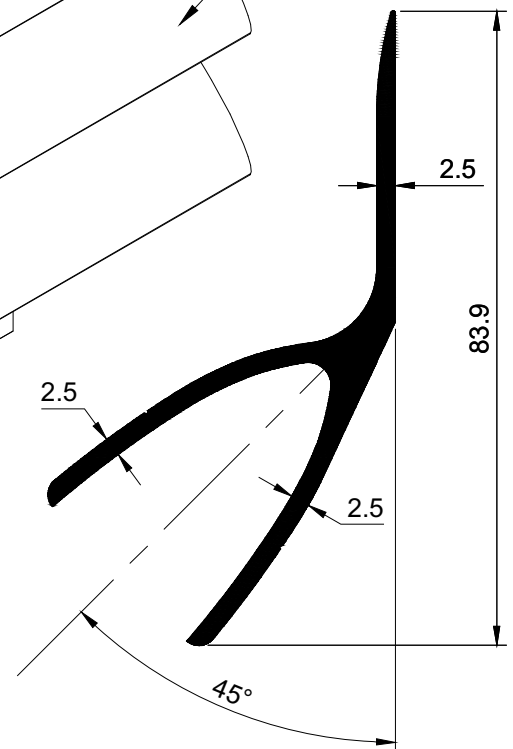
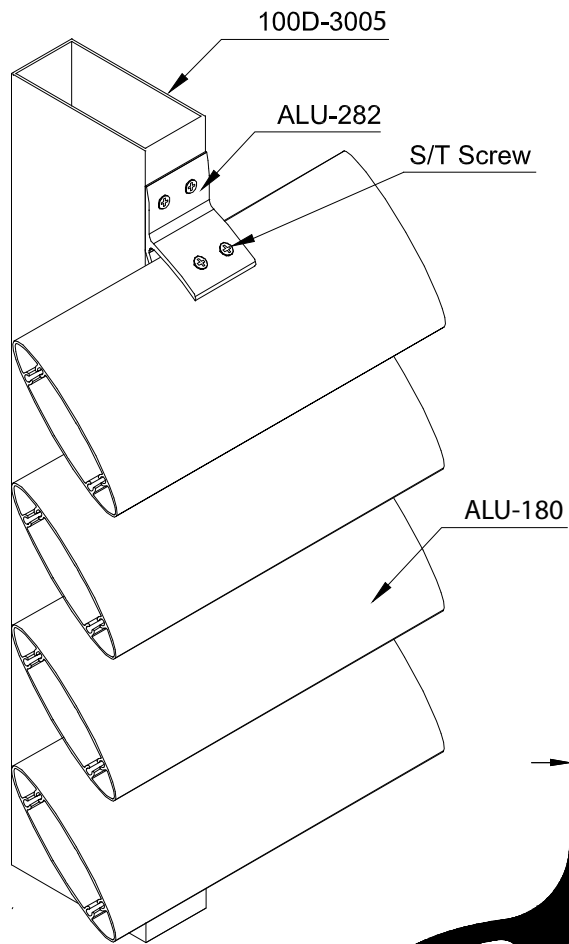
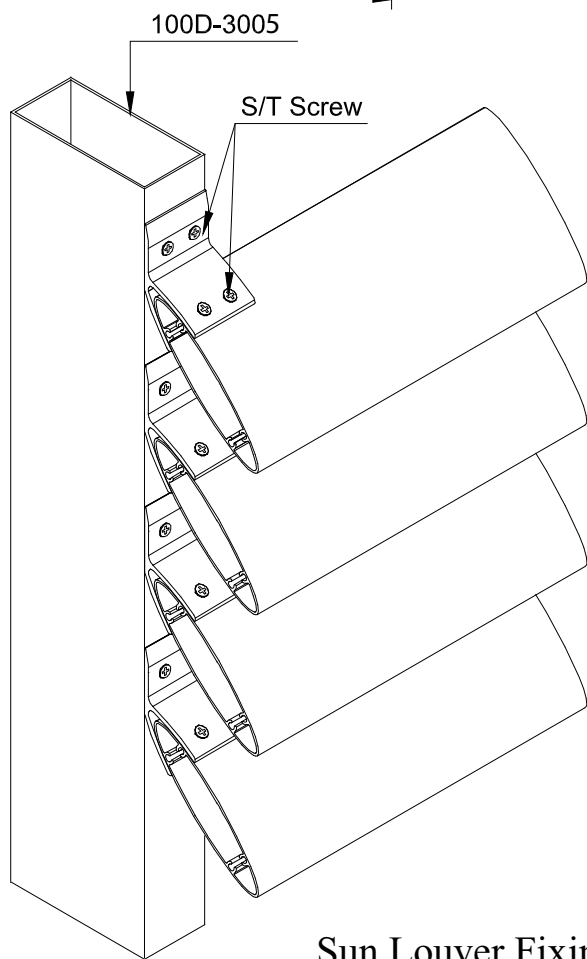
SECTION NO. - DG - 07  
EST. WEIGHT - 0.388 KG./M.



# Sun Louver

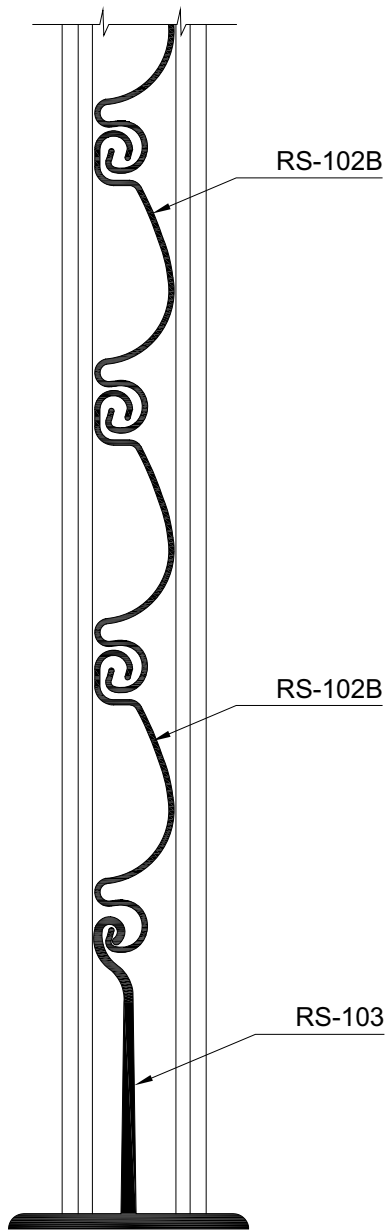


SECTION NO. - ALU - 282  
EST. WEIGHT - 0.996 KG./M.

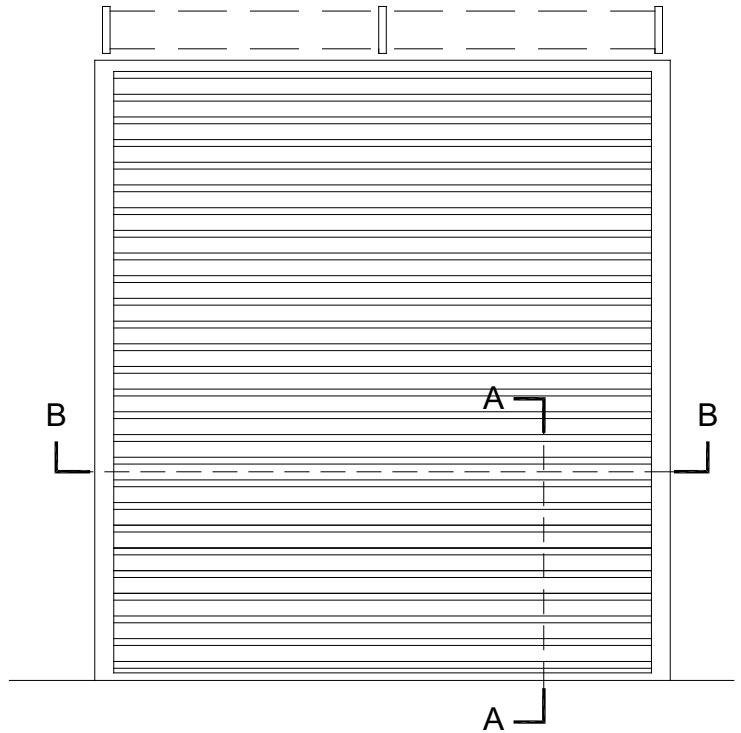


Sun Louver Fixing Details

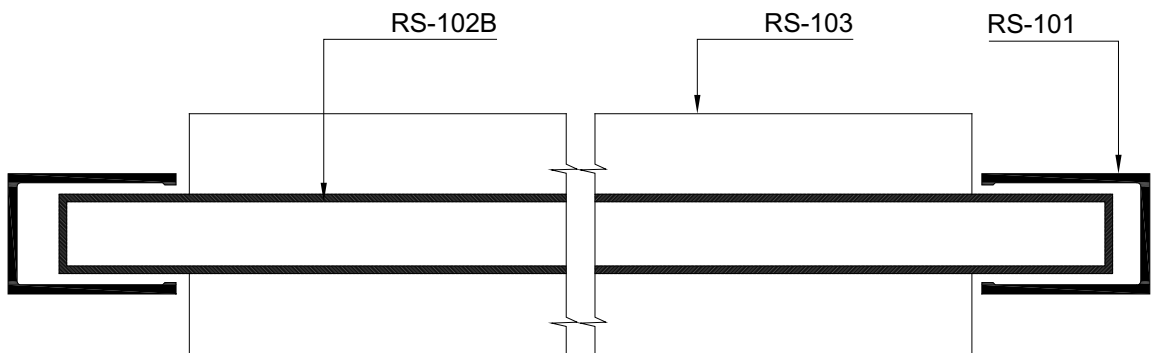
SECTION NO. - ALU - 373  
EST. WEIGHT - 0.996 KG./M.



SECTION :- A - A



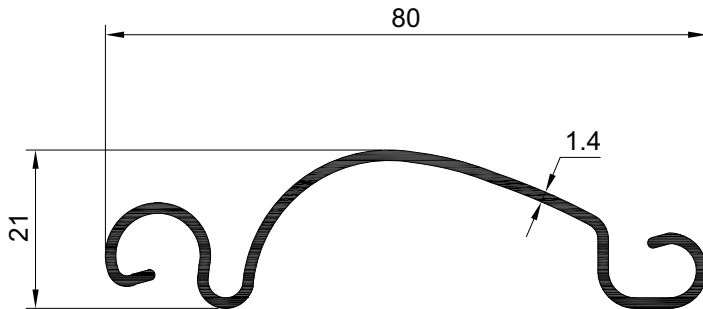
ELEVATION



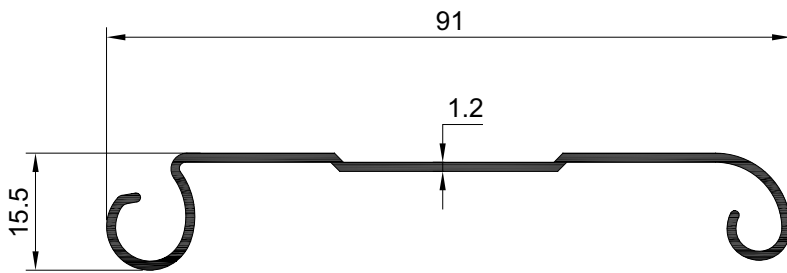
SECTION :- B - B

# Roller Shutter

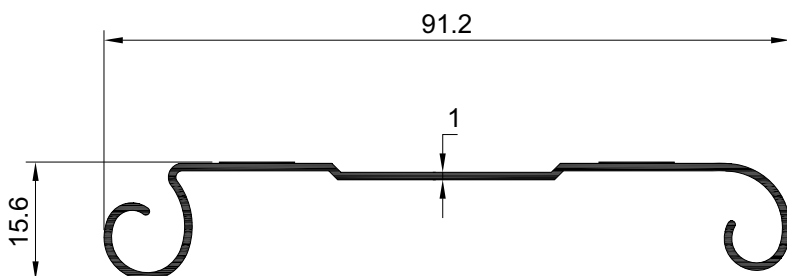
Group 12  
Page 02



SECTION NO. - RS - 102 B  
EST. WEIGHT - 0.497 KG./M.

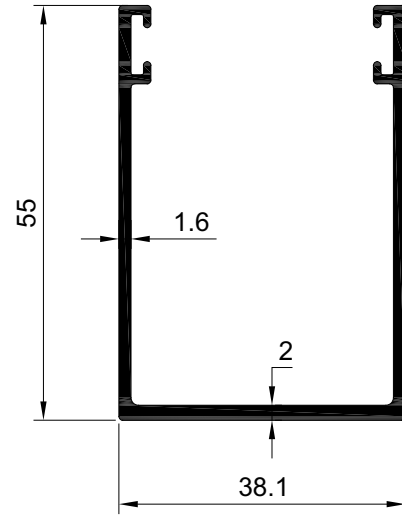
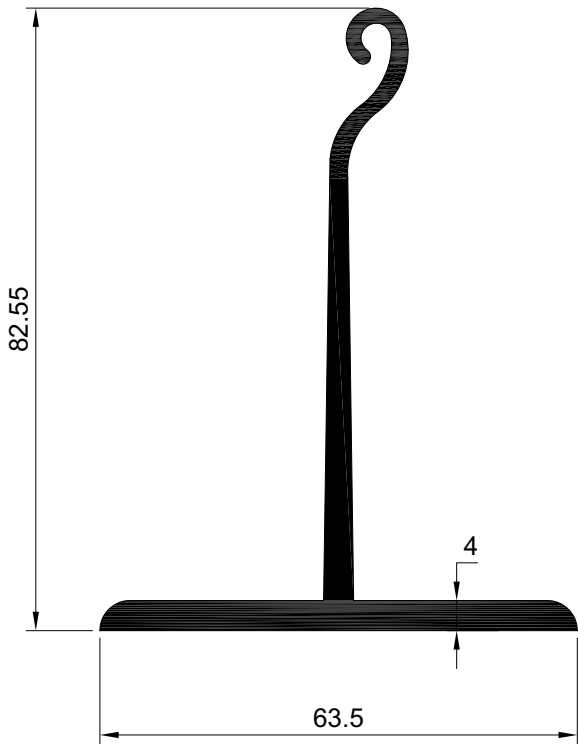


SECTION NO. - RS - 202  
EST. WEIGHT - 0.430 KG./M.



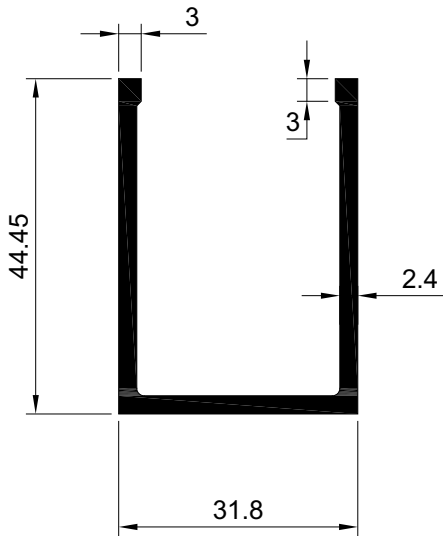
SECTION NO. - RS - 202T  
EST. WEIGHT - 0.377 KG./M.

# Roller Shutter

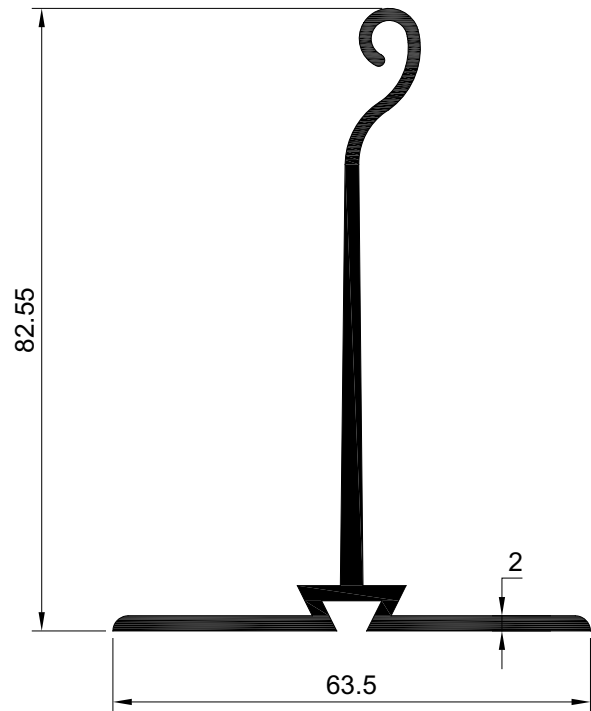


SECTION NO. - RS - 101 B  
EST. WEIGHT - 0.716 KG./M.

SECTION NO. - RS - 103  
EST. WEIGHT - 1.356 KG./M.

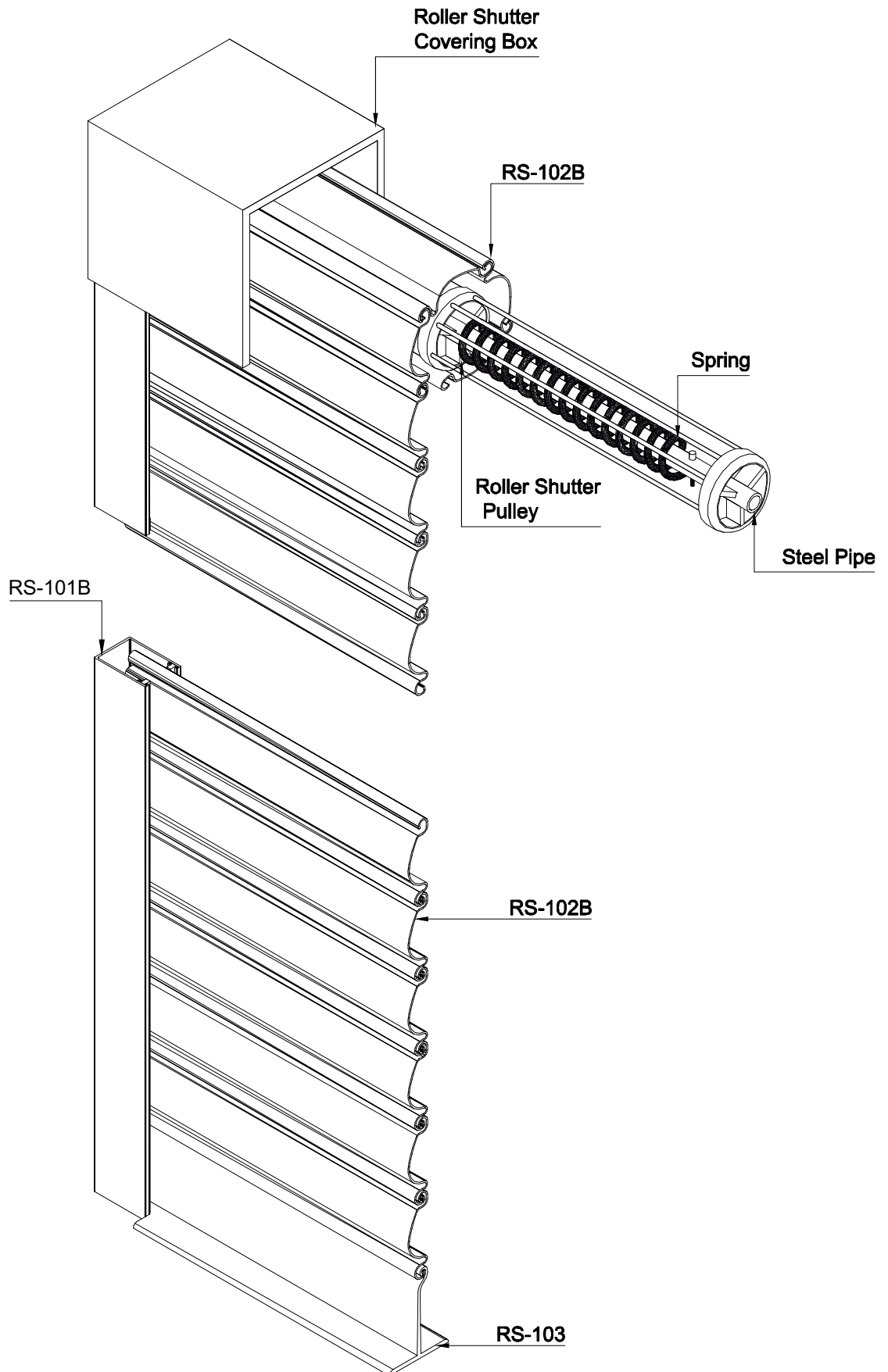


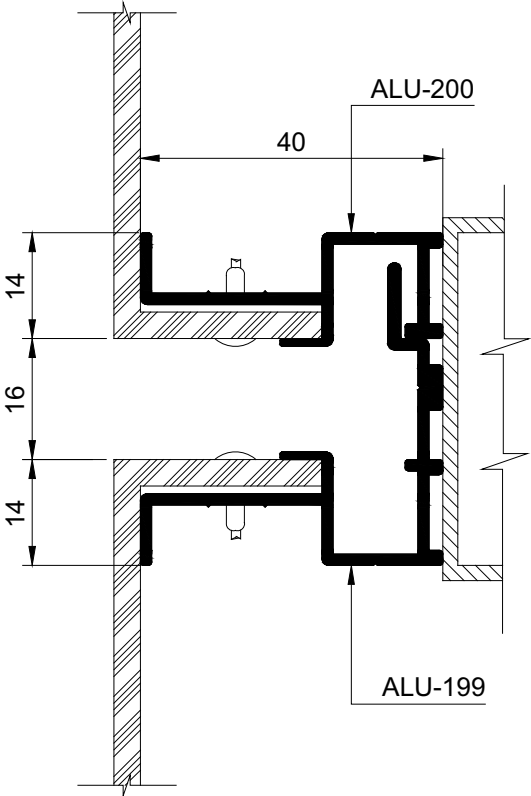
SECTION NO. - RS - 101  
EST. WEIGHT - 0.763 KG./M.



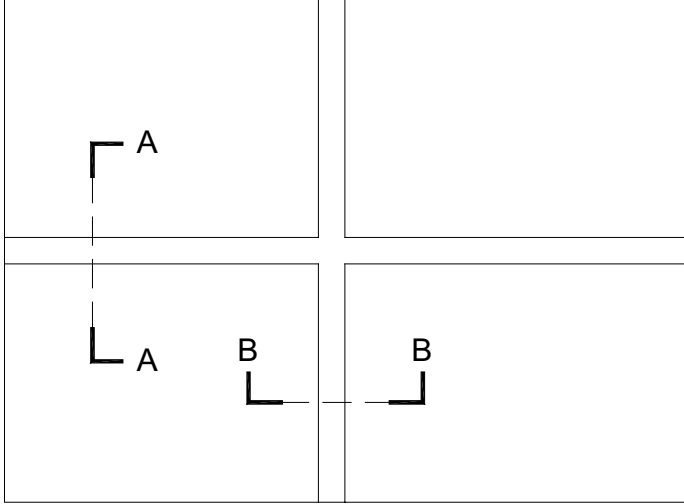
SECTION NO. - RS - 103 B  
EST. WEIGHT - 0.918 KG./M.

# 3D Assembly Detail Of Roller Shutter

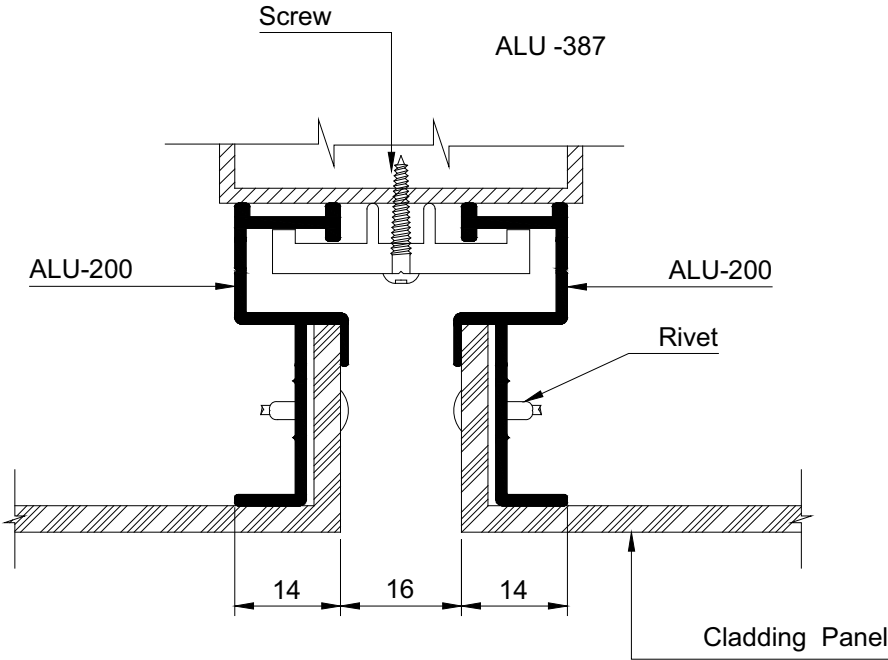




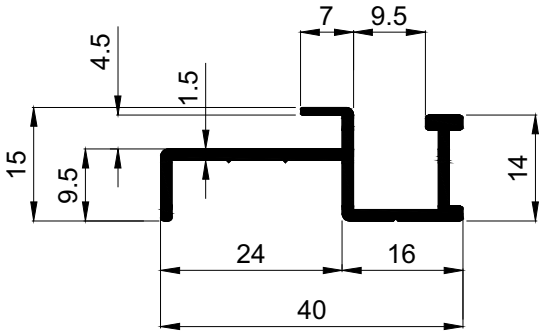
SECTION :- A - A



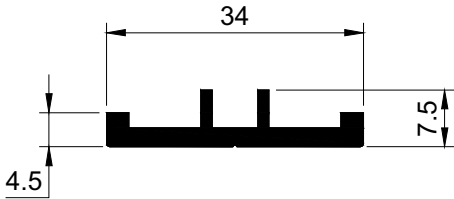
ELEVATION



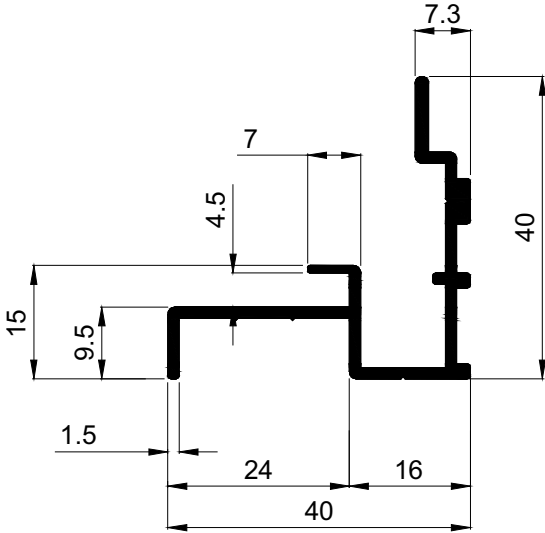
SECTION :- B - B



SECTION NO. - ALU-200  
EST. WEIGHT - 0.333 KG./M.



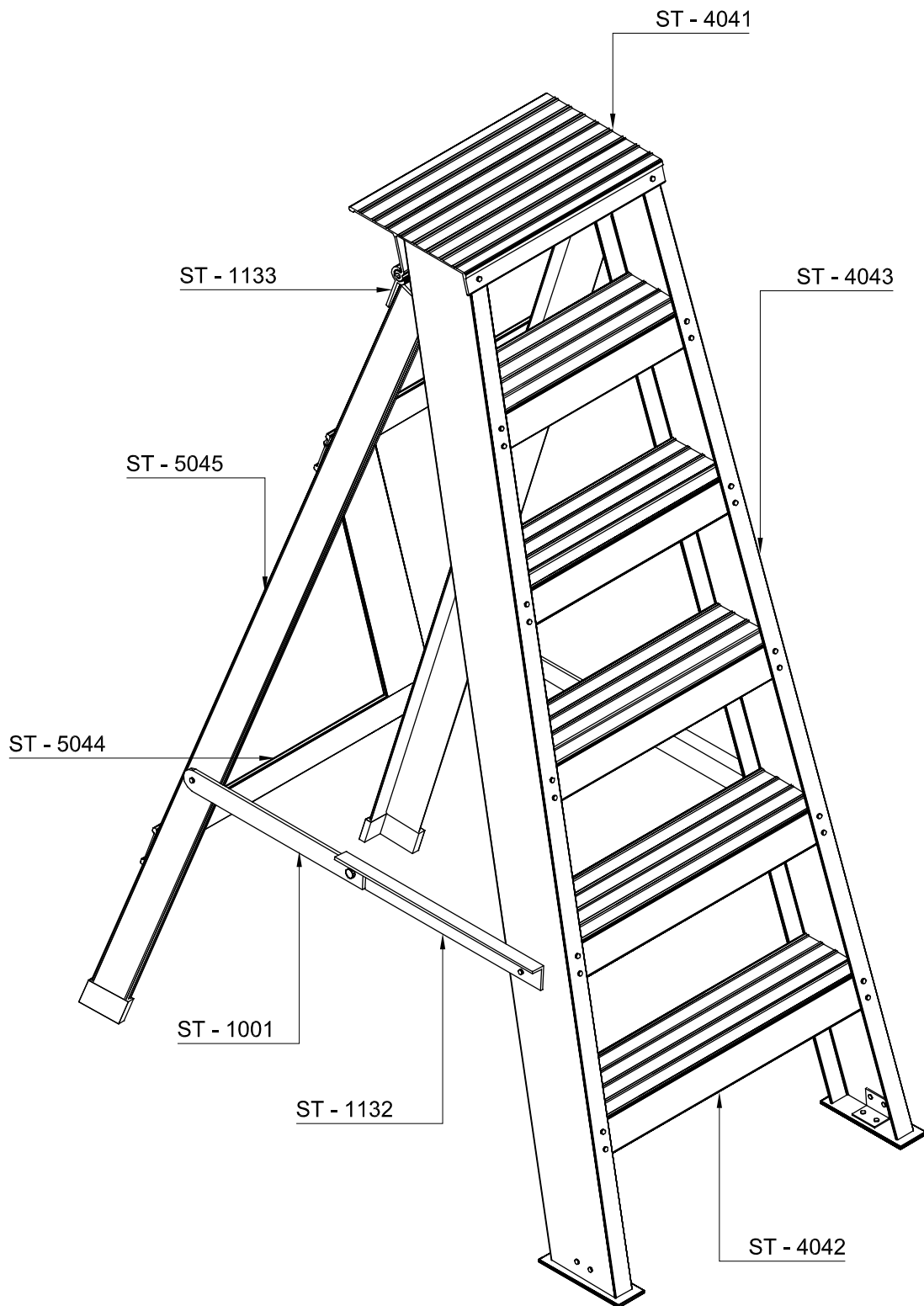
SECTION NO. - ALU-387  
EST. WEIGHT - 0.302 KG./M.



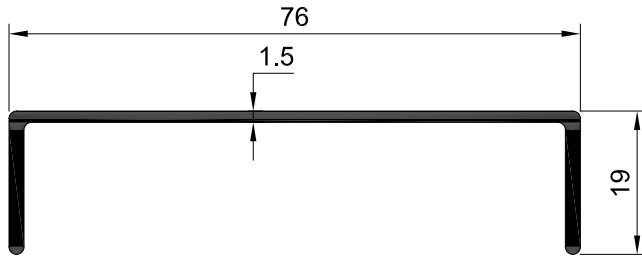
SECTION NO. - ALU-199  
EST. WEIGHT - 0.487 KG./M.

# 3D Assembly Detail Of Ladder


Group 14  
Page 01



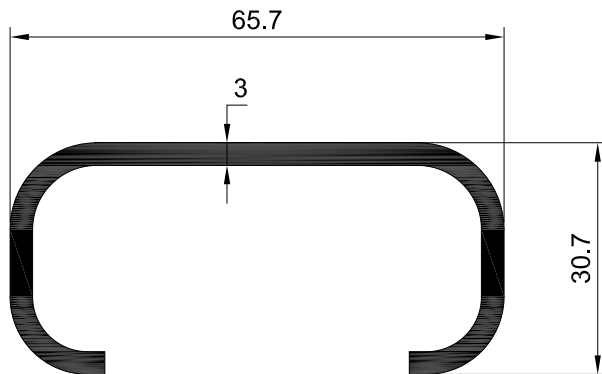
# Ladder



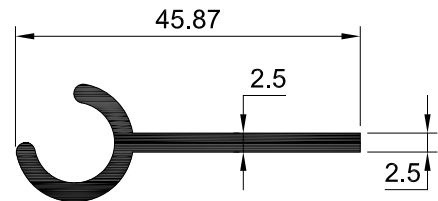
SECTION NO. - ST - 5043  
EST. WEIGHT - 0.494 KG./M.



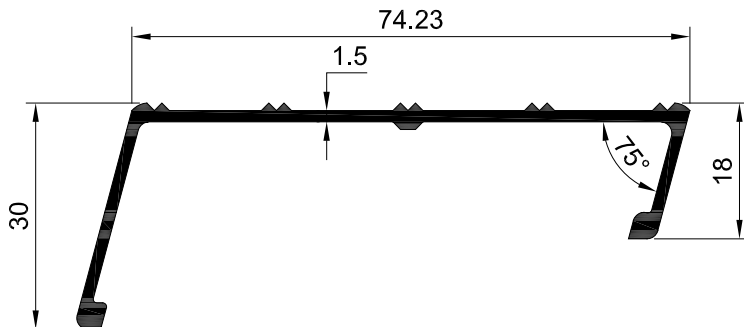
SECTION NO. - ST - 1780  
EST. WEIGHT - 0.320 KG./M.



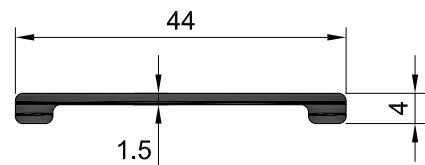
SECTION NO. - ST - 1781  
EST. WEIGHT - 1.006 KG./M.



SECTION NO. - ST - 1133  
EST. WEIGHT - 0.411 KG./M.

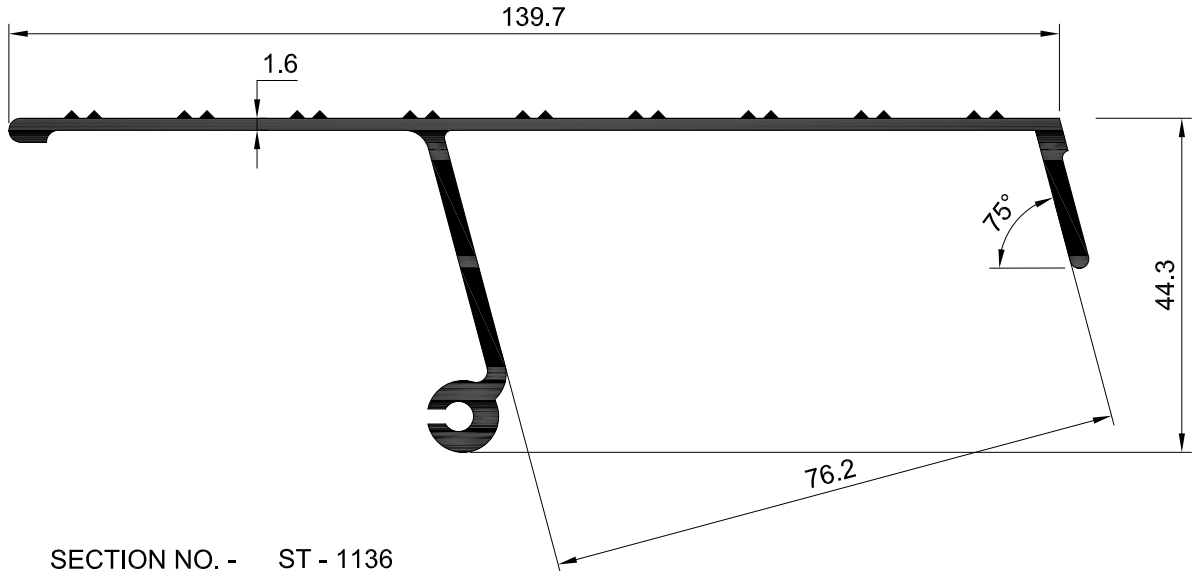


SECTION NO. - ST - 5042 - A  
EST. WEIGHT - 0.559 KG./M.

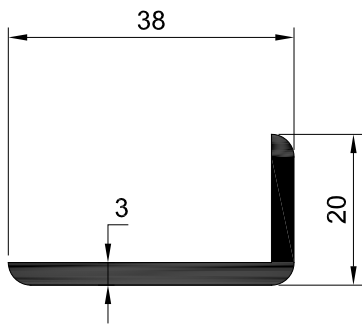


SECTION NO. - ST - 5044  
EST. WEIGHT - 0.243 KG./M.

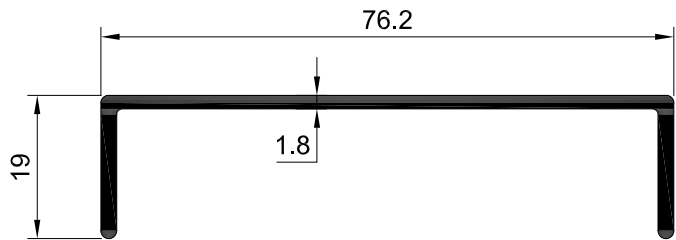
# Ladder



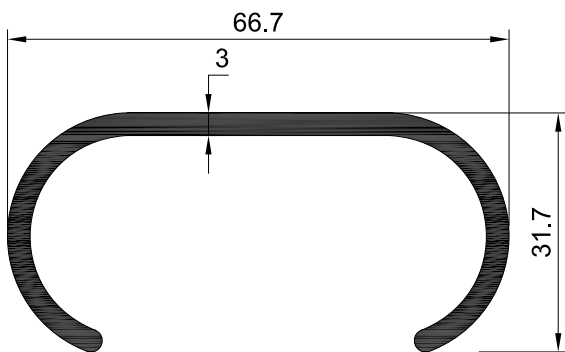
SECTION NO. - ST - 1136  
EST. WEIGHT - 1.194 KG./M.



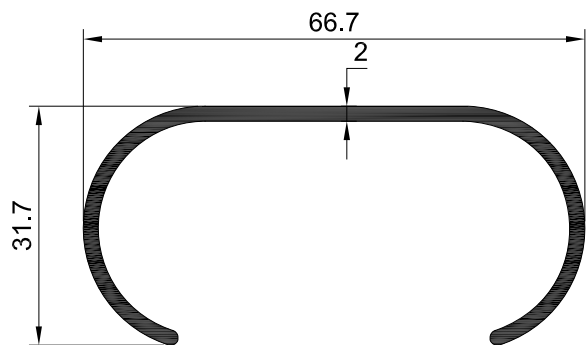
SECTION NO. - ST - 5045  
EST. WEIGHT - 0.430 KG./M.



SECTION NO. - ST - 5043 A  
EST. WEIGHT - 0.562 KG./M.

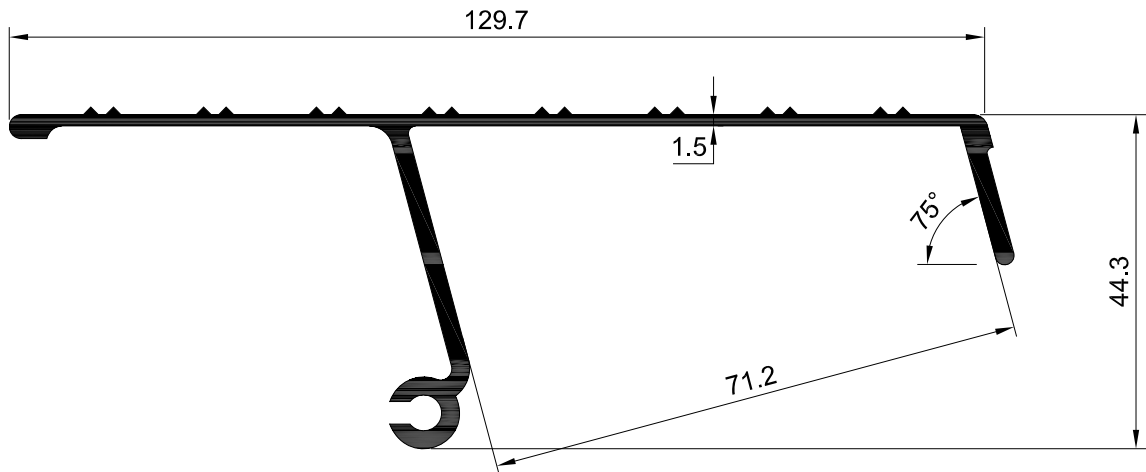


SECTION NO. - ST - 1782  
EST. WEIGHT - 0.963 KG./M.

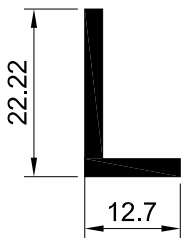


SECTION NO. - ST - 1782 T  
EST. WEIGHT - 0.659 KG./M.

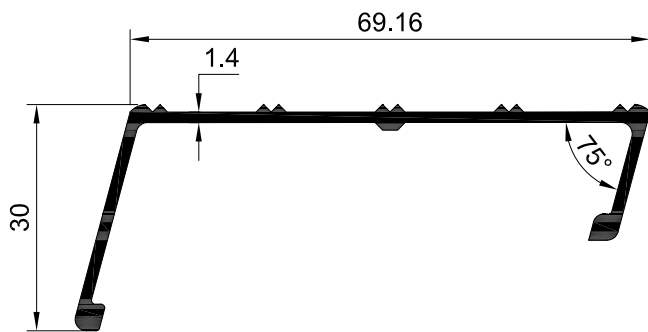
# Ladder



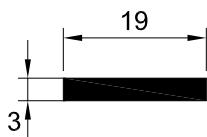
SECTION NO. - ST - 4041  
EST. WEIGHT - 1.091 KG./M.



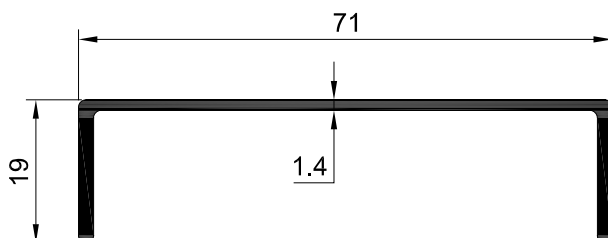
SECTION NO. - ST - 1132  
EST. WEIGHT - 0.207 KG./M.



SECTION NO. - ST - 4042  
EST. WEIGHT - 0.520 KG./M.

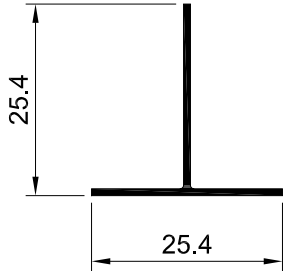


SECTION NO. - ST - 1001  
EST. WEIGHT - 0.154 KG./M.



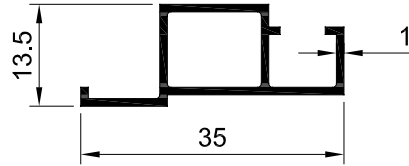
SECTION NO. - ST - 4043  
EST. WEIGHT - 0.456 KG./M.

Ceiling Tee



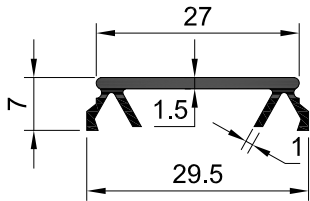
SECTION NO. - CL - 01T  
EST. WEIGHT - 0.122 KG./M.

Screen

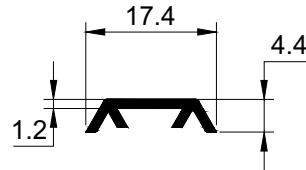


SECTION NO. - SCR - 001  
EST. WEIGHT - 0.226 KG./M.

Dividing

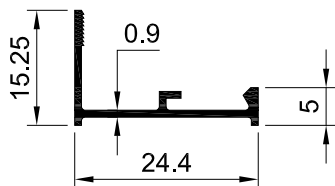


SECTION NO. - ALU - 056  
EST. WEIGHT - 0.176KG./M.

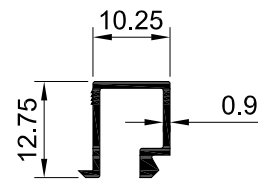


SECTION NO. - ALU - 02  
EST. WEIGHT - 0.084 KG./M.

Glazing Bead

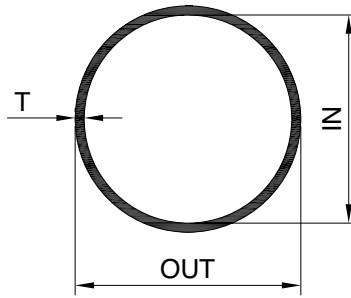


SECTION NO. - GL - 101T  
EST. WEIGHT - 0.123 KG./M.

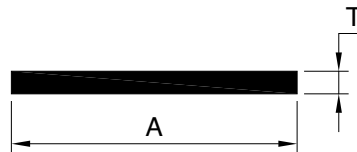


SECTION NO. - GL - 102T  
EST. WEIGHT - 0.102 KG./M.

# Round Pipe & Plate



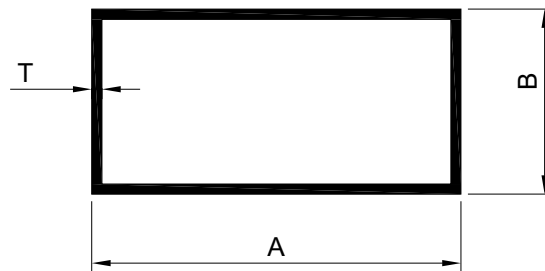
SECTION NO.	SECTIONAL DIMENSION MM. (INCH)			WEIGHT KG./M.
	OUT	IN	T	
RP - 101-AT	16.0 (5/8")	14.2	0.9	0.115
RP - 102T	25.4 (1")	23.4	1.0	0.207
RP - 104-AT	19.0 (3/4")	17.2	0.9	0.138
RP - 105T	9.53 (3/8")	7.73	0.9	0.066
23 - 700	38.1 (1 1/2")	34.04	2.03	0.621
23 - 701	25.4 (1")	21.34	2.03	0.402
RP - 106T	12.7 (1/2")	10.9	0.9	0.090
RP - 107T	31.75 (1 1/4")	29.75	1.0	0.261
RP - 108	38.1 (1 1/2")	35.7	1.2	0.376



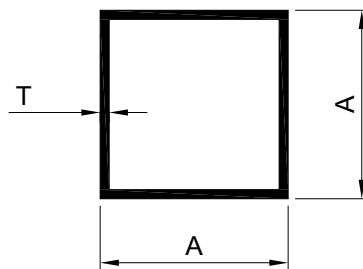
SECTION NO.	SECTIONAL DIMENSION MM. (INCH)		WEIGHT KG./M.
	A	T	
PLT - 01T	25.4 (1")	0.9	0.062
PLT - 02T	19.0 (3/4")	0.9	0.046
PLT - 03	12.7 (1/2")	1.0	0.034
ST - 1001	19.0 (3/4")	3.0	0.154
23 - 0692	25.4 (1")	6.35 (1/4")	0.435
23 - 0683	25.4 (1")	3.18	0.206

# Rectangular Pipe & Square Pipe

Group 16  
Page 02

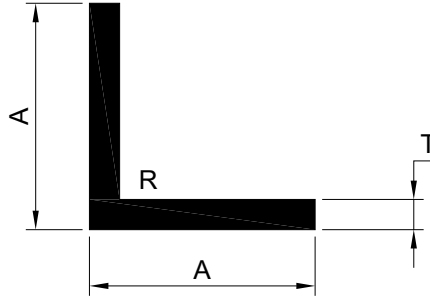


SECTION NO.	SECTIONAL DIMENSION MM. (INCH)			WEIGHT KG./M.
	A	B	T	
70 S - 3002	70 (2 $\frac{3}{4}$ " )	30 (1 $\frac{3}{16}$ " )	1.2	0.633
70 S - 3002 - 1	76 (3" )	38 (1 $\frac{1}{2}$ " )	1.2	0.724
100 D - 3004	100 (4" )	45 (1 $\frac{3}{4}$ " )	1.2	0.925
100 D - 3005	100 (4" )	45 (1 $\frac{3}{4}$ " )	1.6	1.226
P - 1113T	50.8 (2" )	25.4 (1" )	0.9	0.362
P - 1114T	76.2 (3" )	25.4 (1" )	1.0	0.538
P - 1115T	38 (1 $\frac{1}{2}$ " )	25.4 (1" )	0.9	0.300
P - 1116	140 (5 $\frac{1}{2}$ " )	50.8 (2" )	2.2	2.217

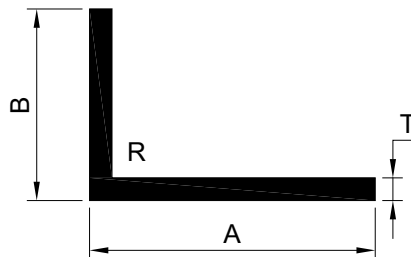


SECTION NO.	SECTIONAL DIMENSION MM. (INCH)			WEIGHT KG./M.
	A	A	T	
76 P - 1001	76 (3" )	76 (3" )	1.35	1.093
P - 1101 - A	50.8 (2" )	50.8 (2" )	1.2	0.643
P - 1102	38 (1 $\frac{1}{2}$ " )	38 (1 $\frac{1}{2}$ " )	1.2	0.478
P - 1103 - AT	25.4 (1" )	25.4 (1" )	0.9	0.239
P - 1104T	19 ( $\frac{3}{4}$ " )	19 ( $\frac{3}{4}$ " )	0.9	0.177
P - 1108T	12.7 ( $\frac{1}{2}$ " )	12.7 ( $\frac{1}{2}$ " )	0.9	0.115

# Equal Angle & Unequal Angle



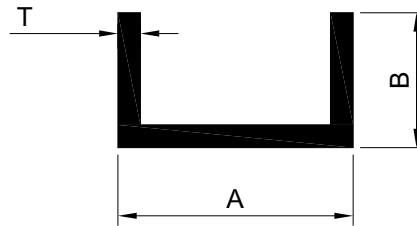
SECTION NO.	SECTIONAL DIMENSION MM. (INCH)			WEIGHT KG./M.
	A	T	R	
A - 108T	12.7 ( $\frac{1}{2}$ " )	0.9	-	0.060
A - 109T	19.0 ( $\frac{3}{4}$ " )	0.9	-	0.090
A - 109 - AT	19.0 ( $\frac{3}{4}$ " )	2.5	-	0.240
A - 110T	25.4 (1" )	0.9	-	0.121
A - 110 - AT	25.4 (1" )	2.5	-	0.326
A - 111T	38.1 ( $1\frac{1}{2}$ " )	2.5	-	0.497
A - 111	38.1 ( $1\frac{1}{2}$ " )	3.0	-	0.593
AT - A - 111 A	38.1 ( $1\frac{1}{2}$ " )	4.7 ( $\frac{3}{16}$ " )	-	0.907
AT - A - 112	31.7 ( $1\frac{1}{4}$ " )	3.1 ( $\frac{1}{8}$ " )	-	0.505
AT - A - 113	50.8 (2" )	4.7 ( $\frac{3}{16}$ " )	-	1.230
23 - 0673	38.1 ( $1\frac{1}{2}$ " )	4.76 ( $\frac{3}{16}$ " )	5.3	0.934
23 - 0674	38.1 ( $1\frac{1}{2}$ " )	3.18 ( $\frac{1}{8}$ " )	5.3	0.643
SL - 904	13.0	1.7	-	0.112
A - 113	50.8 (2" )	3.0	-	0.799



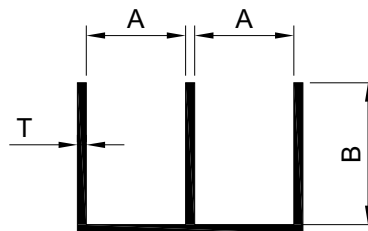
SECTION NO.	SECTIONAL DIMENSION MM. (INCH)				WEIGHT KG./M.
	A	B	T	R	
UA - 101T	19.05 ( $\frac{3}{4}$ " )	12.7 ( $\frac{1}{2}$ " )	0.9	-	0.075
AT - A - 114	50.8 (2" )	38.1 ( $1\frac{1}{2}$ " )	3.0	-	0.696
ST - 1132	22.22 ( $\frac{7}{8}$ " )	12.7 ( $\frac{1}{2}$ " )	2.36	-	0.207
ST - 5045	38.0 ( $1\frac{1}{2}$ " )	20.0	3.0	-	0.430
23 - 0672	76.2 (3" )	50.8 (2" )	6.35	6.8	2.095
23 - 0676	38.1 ( $1\frac{1}{2}$ " )	25.4 (1" )	4.75	-	0.753
23 - 0677	25.4 (1" )	15.88 ( $\frac{5}{8}$ " )	3.18	-	0.327

# Single Channel & Double Channel

Group 16  
Page 04



SECTION NO.	SECTIONAL DIMENSION MM. (INCH)			WEIGHT KG./M.
	A	B	T	
C - 101T	11.5	10.5	0.9	0.075
C - 102T	12.7 (1/2")	12.7 (1/2")	0.9	0.088
C - 104T	6.76	9.53 (3/8")	0.9	0.058
C - 107	38.1 (1 1/2")	31.75 (1 1/4")	3.0	0.776
C - 108	38.1 (1 1/2")	38.1 (1 1/2")	3.18	0.927
23 - 0678	31.75 (1 1/4")	25.4 (1")	3.18	0.678
23 - 0681	38.1 (1 1/2")	25.4 (1")	3.18	0.709
C - 108 A	38.1 (1 1/2")	38.1 (1 1/2")	4.75	1.344
C - 106	25.4 (1")	25.4 (1")	1.20	0.239
C - 105	19.0 (3/4")	19.0 (3/4")	1.50	0.219
C - 109	7.90	9.00	0.8	0.052
ALU-020	9.5 (3/8")	9.5 (3/8")	0.9	0.065



SECTION NO.	SECTIONAL DIMENSION MM. (INCH)			WEIGHT KG./M.
	A	B	T	
C - 201T	6.50 (1/4")	9.60 (3/8")	0.9	0.108
C - 202T	9.65 (3/8")	9.60 (3/8")	0.9	0.124
C - 203T	4.95 (3/16")	12.80 (1/2")	0.9	0.124
ALU-081	4.95 (3/16")	8.60	0.9	0.093
C-205	9.15	9.10	0.9	0.117









**SRI LANKA'S #1 AND THE MOST TRUSTED ALUMINIUM BRAND**



ISBN 978-955-0997-00-8  
Printed on October - 2023

Alumex PLC, Pattiwila Road, Sapugaskanda, Makola, Sri Lanka.  
Hot Line: 077 7552 992, Tel: 011 240 0332 | [info@alumexgroup.com](mailto:info@alumexgroup.com) | [www.alumexgroup.com](http://www.alumexgroup.com)